



STATE OF ILLINOIS    )  
  )    SS  
SANGAMON COUNTY    )

**CERTIFICATION OF RECORDS**


I, Frank J. Lesko, City Clerk of The City of Springfield, In The County Of Sangamon And State Of Illinois, Do Hereby Certify That The Attached Documents Are A True And Correct Copy Of:

**ORDINANCE: 098-02-19 ANNUAL APPROPRIATION ORDINANCE OF THE CITY OF SPRINGFIELD, ILLINOIS, FOR THE FISCAL YEAR BEGINNING MARCH 1, 2018 AND ENDING FEBRUARY 29, 2020**



  
Frank J. Lesko  
City Clerk

Frank J. Lesko City Clerk  
Office of the City Clerk  
Municipal Center West  
300 So. Seventh, Room 106  
Springfield, IL. 62701  
Ph. 217/789-2216  
Fax: 217/789-2144

**FILED**  
MAR 05 2019  
  
Sangamon County Clerk

CITY OF SPRINGFIELD

ORDINANCE NO. 098 - 02 - 19

ANNUAL APPROPRIATION ORDINANCE OF THE CITY  
OF SPRINGFIELD, ILLINOIS, FOR THE FISCAL YEAR BEGINNING  
MARCH 1, 2019, AND ENDING FEBRUARY 29, 2020, AS AMENDED

PASSED BY THE CITY COUNCIL OF THE CITY OF  
SPRINGFIELD, ILLINOIS, ON Feb 19, 2019

Published in pamphlet form  
by authority of the City  
Council of the City of  
Springfield, Illinois, this  
22<sup>nd</sup> day of Feb, 2019

**ANNUAL APPROPRIATION ORDINANCE OF THE CITY OF  
SPRINGFIELD, ILLINOIS, FOR THE FISCAL YEAR BEGINNING  
MARCH 1, 2019, AND ENDING FEBRUARY 29, 2020, AS  
AMENDED**

---

**WHEREAS**, the City of Springfield is a home rule unit as defined in Article VII, Section 6(a) of the 1970 Illinois Constitution and has jurisdiction over matters pertaining to its government and affairs; and

**WHEREAS**, pursuant to Illinois Municipal Code (65 ILCS 5/8-2-9) and Section 37.01 of the 1988 City of Springfield Code of Ordinances, as amended, an annual appropriation ordinance shall be adopted by the city council before the beginning of the fiscal year to which it applies.

**NOW, THEREFORE, BE IT ORDAINED BY THE COUNCIL OF THE CITY OF  
SPRINGFIELD, ILLINOIS:**

**Section 1:** The Director of the Office of Budget and Management shall allocate, from time to time, monies received by the City to the credit of respective funds designated in Exhibit 1 entitled "City of Springfield FY20 Total Resources" in such proportion as may be required for the best interest of the City and to meet the financial requirements of the City for the fiscal year beginning March 1, 2019, and ending on February 29, 2020. Such allocations shall be reflected on the books, records and accounts of the City, which shall be subject to public inspection. Taxes to be collected in calendar year 2019 from those taxes levied in calendar year 2019 upon all taxable property subject to taxation within the City pursuant to Ordinance No. 464-11-18, passed by the City Council on November 20, 2018, for the purposes set forth in Ordinance No. 464-11-18 are included in the FY20 Total Resources attached hereto as Exhibit 1.

**Section 2:** The sums of money shown in the "Major Object" lines in Exhibit 2 entitled "City of Springfield FY20 Appropriations" are hereby appropriated for the purposes stated therein and for the Organizational Divisions set forth in Exhibit 2 entitled "City of Springfield Appropriation FY2020" to defray necessary expenses and liabilities of the City of Springfield, to be paid or incurred during the fiscal year beginning March 1, 2019 and ending on February 29, 2020.

**Section 3:** No expenditure exceeding the appropriation for any major object or purpose stated in the attached forms, shall be made by any Office of the City, except as authorized by the City Council. However, nothing in this section shall prohibit an Office from requesting a supplemental appropriation in the event of receipt of unanticipated revenue over and above that Office's projected revenue as established by the Office of Budget and Management. Likewise, nothing in this section shall prohibit the Office of Budget and Management from sequestering any appropriation of any Office in the event that designated Office revenues are less than projected. The Office of Budget and Management shall review each Office's actual revenues and expenditures and recommend such modifications to the budget for City Council consideration as may be appropriate.

**Section 4:** Proceeds received by the City as a result of any financing or refinancing of bonds or loans shall be used only for completion of improvements and equipment acquisitions for public buildings or infrastructure owned by the City of Springfield and shall not be used for any other purpose unless approved by the City Council.

**Section 5:** All Offices of the City shall submit, upon request of the Office of Budget and Management, all books and records which relate to monies received or paid out by the Offices, debts and accounts receivable or amounts owed by the Offices, and program performance information as may be useful to the Office of Budget and Management for purposes of compiling a municipal budget. All information submitted by the Offices shall be in a format developed by the Office of Budget and Management in cooperation with Offices of the City.

**Section 6:** In order to balance the City's appropriation with anticipated revenues and provide adequate cash flow, the Director of the Office of Budget and Management is hereby authorized and directed to make loans between the various accounts and funds of the City, to the extent not otherwise restricted, at the applicable interest rate, if any, required by law.

**Section 7:** There are existing multi-year contracts which are previously adopted and approved by ordinances of the City Council of the City of Springfield. These contracts are expressly included by reference and approved to be charged against appropriations authorized by this ordinance.

**Section 8:** This Appropriation Ordinance is adopted pursuant to procedures set forth in the Illinois Municipal Code, provided any limitations in the Illinois Municipal Code in conflict with this Ordinance shall not be applicable to this Ordinance, pursuant to Section 6 of Article VII of the Constitution of the State of Illinois.


**Section 9:** The City Clerk is hereby directed to publish this ordinance in pamphlet form.

**Section 10:** This ordinance shall become effective immediately upon its passage and recording by the City Clerk.

PASSED: Feb 19, 2019

SIGNED: Feb 22, 2019

RECORDED: Feb 22, 2019

  
Mayor James O. Langfelder

ATTEST: 

Approved as to legal sufficiency:

Requested by: Mayor James O. Langfelder

 / 1  
Office of Corporation Counsel / Date



# 5. City of Springfield FY20 Total Resources

Fund / Budget Class/ Source Description

001 CORPORATE FUND	Dept	Unit	Actv	Source	FY20 projection
<b><u>Taxes- Local Economy</u></b> 1000					
Property Tax	107	BMGT	ACCT	0010	\$22,839,000
State Sales Tax	107	BMGT	ACCT	0020	\$28,435,961
Home Rule Sales Tax	107	BMGT	ACCT	0022	\$30,646,800
City Use Tax	107	BMGT	ACCT	0023	\$2,210,000
Hotel Motel Tax	107	BMGT	ACCT	0024	\$1,275,000
Pari-mutuel Tax	107	BMGT	ACCT	0025	\$40,000
State Auto Rental Tax	107	BMGT	ACCT	0029	\$80,000
Telecommunications Tax	107	BMGT	ACCT	0099	\$3,279,158
Charitable Games Tax & License	107	BMGT	ACCT	0367	\$3,500
<i>Sub total</i>					<b><u>\$88,809,419</u></b>
<b><u>Taxes- Share Of Statewide</u></b> 1500					
Replacement Tax	107	BMGT	ACCT	0011	\$1,929,680
State Use Tax	107	BMGT	ACCT	0028	\$3,285,828
State Income Tax	107	BMGT	ACCT	0030	\$11,554,770
<i>Sub total</i>					<b><u>\$16,770,278</u></b>
<b><u>Transfer</u></b> 1600					
Pilot Transfer	107	BMGT	CWLP	0305	\$9,541,550
<i>Sub total</i>					<b><u>\$9,541,550</u></b>
<b><u>Franchise Fees</u></b> 1601					
Ameren Franchise Fee	107	BMGT	ACCT	0131	\$294,600
Cable T V Franchise	107	BMGT	ACCT	2550	\$1,691,000
Telecomm Row Franchise Fee	101	MAYR	ADMN	8051	\$190,000
<i>Sub total</i>					<b><u>\$2,175,600</u></b>
<b><u>Fire Protection Fees</u></b> 1602					
Curran Fire District Fee	108	FIRE	FOPR	1522	\$40,000
Eastside Fire District Fee	108	FIRE	FOPR	1524	\$105,000
Lake Spfld Fire Dist Fee	108	FIRE	FOPR	1526	\$16,000
Northside Fire Dist Fee	108	FIRE	FOPR	1528	\$108,000
South Oak Fire Dist Fee	108	FIRE	FOPR	1530	\$155,000
Southlawn Fire Dist Fee	108	FIRE	FOPR	1532	\$70,000
Southside Fire Dist Fee	108	FIRE	FOPR	1534	\$125,000
Western Fire Dist Fee	108	FIRE	FOPR	1536	\$160,000
Woodside Fire Dist Fee	108	FIRE	FOPR	1538	\$162,000
Univ Of Il Spfld Fire Prot Fee	108	FIRE	FOPR	1570	\$57,074
Fairgrounds Fire Protection Fee	108	FIRE	FOPR	1581	\$114,555
<i>Sub total</i>					<b><u>\$1,112,629</u></b>



# 5. **City of Springfield FY20 Total Resources**

**Fund / Budget Class/ Source Description**

**Fine & Citations**

**1603**

Administrative Court Fine	101	MAYR	ADMN	0050	\$80,000
Environmental Lien	110	WORK	ZONE	0052	\$129,000
Misc Ordinance Fines	101	COUN	COUN	0055	\$19,800
Cannabis- Drug Para. Fine	112	POLC	POPR	0059	\$24,000
Sound Device Rest Viol	112	POLC	POPR	0067	\$1,200
Moving Violations	112	POLC	POPR	0230	\$325,000
Parking Ticket Citations	104	TRES	TRES	0290	\$375,000
Ticket Share-wheelchair Ramp	111	DEVL	DEVL	0291	\$4,500
Ticket Share-sidewalk Ramp	110	WORK	STRS	0293	\$4,500
E-citation Fees	112	POLC	POPR	0335	\$7,950
Local Share Drug Fines	112	POLC	POPR	0336	\$2,000
Local Dui Fine	112	POLC	POPR	0339	\$40,800
Liquor Violation Fines	101	COUN	COUN	0567	\$1,500
Court Supervision Fine	112	POLC	POPR	2070	\$45,000
<b>Sub total</b>					<b>\$1,060,250</b>

**Police Department Fees**

**1604**

Crime & Accident Report Fees	112	POLC	POPR	0060	\$30,000
Spfld Police Acad Trng Fees	112	POLC	POPR	0087	\$1,000
Impound Fees	112	POLC	POPR	0334	\$220,000
Sex Offender Registration Fee	112	POLC	POPR	2060	\$500
<b>Sub total</b>					<b>\$251,500</b>

**Licenses & Permits**

**1605**

Commercial Delivery Permits	103	CLRK	CLRK	0120	\$9,250
Electrical Contractors License	110	WORK	ZONE	0122	\$8,000
Mechanical Contractors License	110	WORK	ZONE	0123	\$10,600
Perm To Sell/display Fireworks	103	CLRK	CLRK	0346	\$4,000
Temporary Liquor License	101	COUN	COUN	0400	\$5,000
Building Permits	110	WORK	ZONE	0410	\$620,000
Electric Wiring Permits	110	WORK	ZONE	0420	\$40,000
Mechanical Permits	110	WORK	ZONE	0430	\$72,000
Plumbing Permits	110	WORK	ZONE	0450	\$35,000
Sign Permits	110	WORK	ZONE	0470	\$9,500
Auctioneers Licenses	103	CLRK	CLRK	0550	\$750
Annual Liquor License	101	COUN	COUN	0560	\$275,000
Bowling Alley Licenses	103	CLRK	CLRK	0580	\$2,000
Cleaning Establishment Lic	103	CLRK	CLRK	0591	\$250
Circus And Carnival Licenses	103	CLRK	CLRK	0600	\$150
Closing Out Sale Licenses	103	CLRK	CLRK	0601	\$75
Florists Licenses	103	CLRK	CLRK	0630	\$1,750



## # 5. City of Springfield FY20 Total Resources

<b>Fund / Budget Class/ Source Description</b>					
Funeral Directors Licenses	103	CLRK	CLRK	0640	\$200
Coin Opertd Amuse Devices Lic	103	CLRK	CLRK	0720	\$24,000
Mobile Food Service Permit	110	WORK	ZONE	0726	\$5,000
Coin Oper Amusmt Operators Lic	103	CLRK	CLRK	0740	\$9,000
Peddler & Solicitor License	103	CLRK	CLRK	0780	\$8,600
Sign Contractors Licenses	103	CLRK	CLRK	0850	\$2,050
Taxi Drivers Licenses	103	CLRK	CLRK	0870	\$4,000
Taxi Cab Decal License	103	CLRK	CLRK	0871	\$1,600
Taxicab Operators Licenses	103	CLRK	CLRK	0880	\$600
Tobacco Dealers Licenses	103	CLRK	CLRK	0890	\$3,200
Service Vehicle Permits	103	CLRK	CLRK	0900	\$6,500
Miscellaneous Licenses	103	CLRK	CLRK	0911	\$500
Theatre And Exhibition License	103	CLRK	CLRK	0920	\$4,600
Mobile Home Courts License	103	CLRK	CLRK	1000	\$10,000
Demolition Fees	110	WORK	ZONE	3461	\$3,600
<b>Sub total</b>					<b>\$1,176,775</b>
<b><u>Public Works Fees</u></b>	<b>1606</b>				
Boarded Building Reg Fee	110	WORK	ZONE	0133	\$125,000
Street & Alley Fees	110	WORK	STRS	0270	\$905,000
Landfill Fee	110	WORK	STRS	0273	\$80,000
Zoning Petition Filing Fees	110	WORK	ZONE	0310	\$16,000
Event Insurance Fee	110	WORK	STRS	7021	\$1,000
<b>Sub total</b>					<b>\$1,127,000</b>
<b><u>Reimbursements</u></b>	<b>1607</b>				
Reimb Legal Fees & Costs	101	COUN	COUN	0054	\$14,400
Reimb Demolition Costs	110	WORK	ZONE	0080	\$60,000
Reimb For Admin Court Cost	101	MAYR	ADMN	0082	\$10,000
Lake Patrol Enforcement Reimb	112	POLC	POPR	0096	\$30,000
Dist Fugitive Task Force Reimb	112	POLC	POPR	0244	\$18,000
Hireback	112	POLC	POPR	0250	\$30,000
Hireback	108	FIRE	FOPR	0250	\$4,000
Hireback	110	WORK	GARA	0250	\$2,000
Dea- Deat	112	POLC	POPR	0251	\$16,000
Police Cieg Reimbursement	112	POLC	POPR	0253	\$22,000
Pol Ocdeff Task Force Reimb	112	POLC	POPR	0254	\$5,000
Reimbursement District 186	112	POLC	POPR	0256	\$222,000
Haz Mat Emer Plnng Reimb	108	FIRE	FOPR	0260	\$8,000
Homeowner Rehab Reimbursement	111	DEVL	DEVL	0276	\$10,000
I E M A Training Reimb	108	FIRE	FOPR	1572	\$10,000
I E M A Training Reimb	112	POLC	POPR	1572	\$40,000

# 5. City of Springfield FY20 Total Resources

Fund / Budget Class/ Source Description					
Shared Services Reimb	107	BMGT	BUDD	1947	\$530,958
Shared Services Reimb	107	BMGT	CENS	1947	\$216,929
Shared Services Reimb	107	BMGT	PAYR	1947	\$123,392
Shared Services Reimb	107	BMGT	ACCT	1947	\$160,332
Shared Services Reimb	101	COUN	COUN	1947	\$281,575
Shared Services Reimb	101	MAYR	ADMN	1947	\$79,850
Shared Services Reimb	106	HUMN	ADMN	1947	\$451,473
Administrative Fee- Sewer Fund	107	BMGT	ACCT	9010	\$334,800
Utility Reimb - Cwlp	107	BMGT	ACCT	9020	\$160,000
<b>Sub total</b>					<b>\$2,840,709</b>
 <b><u>City Clerk Fees</u></b>					
1608					
Birth & Death Certificate Fees	103	CLRK	CLRK	0150	\$145,000
Clerk-automation Records Fee	103	CLRK	CLRK	0154	\$3,300
Local Registrar Fees	103	CLRK	CLRK	0155	\$6,000
Commercial Deliver Trans Fee	103	CLRK	CLRK	0650	\$50
Water Service Filing Fees	103	CLRK	CLRK	0930	\$50
Service Vehicle Transfer Fee	103	CLRK	CLRK	1585	\$20
Photocopy Fees	103	CLRK	CLRK	1636	\$1,000
Gaming Fees	103	CLRK	CLRK	1643	\$900
<b>Sub total</b>					<b>\$156,320</b>
 <b><u>Grants</u></b>					
1609					
I L C J I A Grant	112	POLC	ILCJ	0180	\$72,889
I L C C Grant	112	POLC	ILCC	0181	\$13,000
Death Cert Surcharge Grant	103	CLRK	CLRK	0184	\$11,800
Safe Streets Task Force	112	POLC	POPR	2004	\$5,000
Idot Ccrs Grant	112	POLC	IDOT	2006	\$160,250
Fbi Jttf	112	POLC	TERR	2008	\$5,000
Idot Police Grant	112	POLC	IDOT	2013	\$45,000
<b>Sub total</b>					<b>\$312,939</b>
 <b><u>Misc. Fees</u></b>					
1619					
Fire Pension Service Fee	104	TRES	TRES	0332	\$9,000
Bus Bench Rental Fee	107	BMGT	ACCT	0340	\$8,000
Liquor Admin. & Invest. Fees	101	COUN	COUN	0564	\$30,000
Late Fees-liquor Licenses	101	COUN	COUN	0565	\$200
Transportation Network Lic Fee	101	COUN	COUN	0885	\$3,000
<b>Sub total</b>					<b>\$50,200</b>
 <b><u>All Other Revenue</u></b>					
1620					
P E G Revenue	101	MAYR	COMC	0062	\$84,000
Overpayments	104	TRES	TRES	0089	\$100

098 - 02 - 19





## # 5. City of Springfield FY20 Total Resources

### Fund / Budget Class/ Source Description

Sale Of City Property	110	WORK	GARA	0242	\$40,000
Sale Of City Property	107	BMGT	ACCT	0242	\$2,000
Sale Of City Property	112	POLC	POPR	0242	\$5,000
Sale Of City Property	108	FIRE	FOPR	0242	\$1,000
Homeless Assistance Donations	101	MAYR	RELN	1649	\$20,300
Donations	110	WORK	SGRN	1650	\$50,000
Donations	107	GENC	VARI	1650	\$20,000
Donations	101	MAYR	BBAN	1651	\$500
Unclaimed Checks	107	BMGT	ACCT	8000	\$3,500
Lease Fire Station 12 Tower	107	BMGT	ACCT	8050	\$15,586
<b>Sub total</b>					<b>\$241,986</b>

### All Other- Miscellaneous Revenue 8200

Interest Income	104	TRES	TRES	0200	\$295,500
Miscellaneous Income	107	BMGT	ACCT	3460	\$89,561
Miscellaneous Income	103	CLRK	CLRK	3460	\$700
Miscellaneous Income	104	TRES	TRES	3460	\$100
Miscellaneous Income	108	FIRE	FOPR	3460	\$1,000
Miscellaneous Income	110	WORK	STRS	3460	\$7,000
Miscellaneous Income	112	POLC	POPR	3460	\$50,000
<b>Sub total</b>					<b>\$443,861</b>

**CORPORATE FUND Total: \$126,071,016**

### 002 SPECIAL ASSESSMENTS FUND Dept Unit Actv Source FY20 projection

#### All Other- Miscellaneous Revenue 8200

Interest Income	104	TRES	TRES	0200	\$310
<b>Sub total</b>					<b>\$310</b>

**SPECIAL ASSESSMENTS FUND Total: \$310**

### 003 LINCOLN LIBRARY FUND Dept Unit Actv Source FY20 projection

#### Taxes- Share Of Statewide 1500

Replacement Tax	116	LIBR	LIBR	0011	\$499,000
<b>Sub total</b>					<b>\$499,000</b>

#### Grants 1609

State Of Ill Per Capita Grant	116	LIBR	LIBR	1870	\$90,000
<b>Sub total</b>					<b>\$90,000</b>

#### Library Fees 8116

Non Resident Fees	116	LIBR	LIBR	1628	\$9,700
Photocopy Fees	116	LIBR	LIBR	1636	\$10,000
Overdue Material Late Fees	116	LIBR	LIBR	1637	\$40,000
Lost Materials Reimb Fees	116	LIBR	LIBR	1638	\$5,000



# 5. **City of Springfield FY20 Total Resources**

Fund / Budget Class/ Source Description					
				<i>Sub total</i>	<u>\$64,700</u>
<b><u>All Other- Sales</u></b>	8190				
Gift Shop Sales		116	LIBR	LIBR 0093	\$2,400
				<i>Sub total</i>	<u>\$2,400</u>
<b><u>All Other- Miscellaneous Revenue</u></b>	8200				
Donations		116	LIBR	LIBR 1651	\$100
Miscellaneous Income		116	LIBR	LIBR 3460	\$400
				<i>Sub total</i>	<u>\$500</u>
<b><u>Transfer In</u></b>	8992				
Transfer In		116	LIBR	LIBR 0305	\$3,663,023
				<i>Sub total</i>	<u>\$3,663,023</u>
<b><u>Fund Balance</u></b>	8995				
Fund Balance				3980	\$307,894
				<i>Sub total</i>	<u>\$307,894</u>

**LINCOLN LIBRARY FUND Total:** **\$4,627,517**

004 OAK RIDGE CEMETERY FUND	Dept	Unit	Actv	Source	FY20 projection
<b><u>Public Works Fees</u></b>	1606				
Interment Fees	110	CEMT	CEMT	1702	\$230,000
Endowed Care Fees	110	CEMT	CEMT	1709	\$2,000
Tent Rental Fees	110	CEMT	CEMT	1711	\$2,600
2/3 Interment Fees	110	CEMT	CEMT	1717	\$9,000
Meml Chapel Mauslm Niche Fees	110	CEMT	CEMT	1721	\$6,000
Grave Space Filing Fee	110	CEMT	CEMT	1723	\$500
Setting Fee Pre-need	110	CEMT	CEMT	1724	\$500
Setting Fee	110	CEMT	CEMT	1725	\$1,500
Final Date Fee Pre- Need	110	CEMT	CEMT	1726	\$600
Final Date Fee	110	CEMT	CEMT	1727	\$2,000
Interment Fees - Pre-need	110	CEMT	CEMT	1732	\$80,000
Tent Rental Fees - Pre-need	110	CEMT	CEMT	1741	\$1,000
Abby Crypt Fee- Pre-need	110	CEMT	CEMT	1742	\$1,800
2/3 Interment Fees - Pre-need	110	CEMT	CEMT	1747	\$4,000
Mem Chapel Mausm Niche Pre-need	110	CEMT	CEMT	1751	\$15,000
				<i>Sub total</i>	<u>\$356,500</u>
<b><u>Reimbursements</u></b>	1607				
Idnr Reimbursement	110	CEMT	CEMT	0362	\$3,096
				<i>Sub total</i>	<u>\$3,096</u>



# 5. **City of Springfield FY20 Total Resources**

**Fund / Budget Class/ Source Description**

**All Other- Sales**

**8190**

Grave Space Sales	110	CEMT	CEMT	1700	\$85,000
Memorial Chapel Mauslm Crypts	110	CEMT	CEMT	1701	\$10,000
Foundation Sales	110	CEMT	CEMT	1703	\$45,000
Concrete Box Sales	110	CEMT	CEMT	1704	\$11,000
Marker Sales	110	CEMT	CEMT	1707	\$75,000
Grave Space Sales - Pre-need	110	CEMT	CEMT	1730	\$250,000
Foundation Sales - Pre-need	110	CEMT	CEMT	1733	\$9,000
Concrete Box Sales - Pre-need	110	CEMT	CEMT	1734	\$25,000
Marker Sales - Pre-need	110	CEMT	CEMT	1737	\$25,000
<b>Sub total</b>					<b>\$535,000</b>

**All Other- Miscellaneous Revenue**

**8200**

Interest Income	104	TRES	TRES	0200	\$15,000
Interest Income	110	CEMT	CEMT	0200	\$50,000
Vet's Lawn Crypts	110	CEMT	CEMT	1719	\$15,000
Columbarium Niches	110	CEMT	CEMT	1720	\$1,300
Mem Chapl Maus Crypts -pre-need	110	CEMT	CEMT	1731	\$20,000
Vet's Lawn Crypts - Pre-need	110	CEMT	CEMT	1739	\$25,000
Columbarium Niches -pre-need	110	CEMT	CEMT	1740	\$2,600
Miscellaneous Income	110	CEMT	CEMT	3460	\$3,300
Rent	110	CEMT	CEMT	4720	\$2,400
<b>Sub total</b>					<b>\$134,600</b>

**Transfer In**

**8992**

Transfer In	110	CEMT	CEMT	0305	\$500,000
<b>Sub total</b>					<b>\$500,000</b>

**OAK RIDGE CEMETERY FUND Total:**

**\$1,529,196**

**007 MADISON PARK PL PROJECT FUND**

**Dept Unit Actv Source**

**FY20 projection**

**Taxes- Local Economy**

**1000**

Property Tax	111	DEVL	DEVL	0010	\$260,000
<b>Sub total</b>					<b>\$260,000</b>

**All Other- Miscellaneous Revenue**

**8200**

Interest Income	104	TRES	TRES	0200	\$4,200
<b>Sub total</b>					<b>\$4,200</b>

**Fund Balance**

**8995**

Fund Balance				3980	\$1,834,566
<b>Sub total</b>					<b>\$1,834,566</b>

**MADISON PARK PL PROJECT FUND Total:**

**\$2,098,766**

# 5. City of Springfield FY20 Total Resources**Fund / Budget Class/ Source Description**

<b>015 SEWER FUND</b>		<b>Dept</b>	<b>Unit</b>	<b>Actv</b>	<b>Source</b>	<b>FY20 projection</b>
<b><u>Public Works Fees</u></b>	<b>1606</b>					
Car Wash Fees		110	SEWR	SEWR	0058	\$2,500
Sewer Service Fees		110	SEWR	SEWR	3000	\$7,000,000
		<i>Sub total</i>				<u>\$7,002,500</u>
<b><u>Reimbursements</u></b>	<b>1607</b>					
Sewer Proj Reimb		110	SEWR	SEWR	0247	\$329,070
		<i>Sub total</i>				<u>\$329,070</u>
<b><u>All Other- Borrowing</u></b>	<b>8090</b>					
Loan Proceeds		110	SEWR	SEWR	8010	\$3,600,000
		<i>Sub total</i>				<u>\$3,600,000</u>
<b><u>All Other- Miscellaneous Revenue</u></b>	<b>8200</b>					
Interest Income		104	TRES	TRES	0200	\$19,000
T I F Award		110	SEWR	SEWR	1840	\$1,000,000
Miscellaneous Income		110	SEWR	SEWR	3460	\$2,500
		<i>Sub total</i>				<u>\$1,021,500</u>
<b><u>Fund Balance</u></b>	<b>8995</b>					
Fund Balance					3980	\$559,654
		<i>Sub total</i>				<u>\$559,654</u>

**SEWER FUND Total:** **\$12,512,724**

<b>016 S S R F- Facilities Maintenance</b>		<b>Dept</b>	<b>Unit</b>	<b>Actv</b>	<b>Source</b>	<b>FY20 projection</b>
<b><u>Internal Service Charges</u></b>	<b>8029</b>					
Operating Income		107	FACM	ELEC	2900	\$130,275
Operating Income		107	FACM	LIBR	2900	\$291,234
Operating Income		107	FACM	VARI	2900	\$538,901
Operating Income		107	FACM	WATR	2900	\$22,990
		<i>Sub total</i>				<u>\$983,400</u>
<b><u>All Other- Miscellaneous Fees</u></b>	<b>8120</b>					
Parking 8th & Capitol Fees		107	BMGT	ACCT	4000	\$48,000
		<i>Sub total</i>				<u>\$48,000</u>
<b><u>Fund Balance</u></b>	<b>8995</b>					
Fund Balance					3980	\$26,688
		<i>Sub total</i>				<u>\$26,688</u>

**S S R F- Facilities Maintenance Total:** **\$1,058,088**

<b>017 F M R F- Fleet Maintenance</b>		<b>Dept</b>	<b>Unit</b>	<b>Actv</b>	<b>Source</b>	<b>FY20 projection</b>
---------------------------------------	--	-------------	-------------	-------------	---------------	------------------------



# 5. City of Springfield FY20 Total Resources

**Fund / Budget Class/ Source Description**

<b><u>Internal Service Charges</u></b>	<b>8029</b>					
Oper Inc-police		107	GENC	FLTM	2901	\$882,430
Oper Inc-fire		107	GENC	FLTM	2902	\$775,708
Oper Inc-pub Wks		107	GENC	FLTM	2903	\$1,439,031
Oper Inc-watr		107	GENC	FLTM	2904	\$484,979
Oper Inc-elec		107	GENC	FLTM	2905	\$1,012,074
Oper Inc-other		107	GENC	FLTM	2906	\$1,283
		<b><i>Sub total</i></b>				<b><u>\$4,595,505</u></b>

<b><u>All Other- Borrowing</u></b>	<b>8090</b>					
Interfund Loan		107	BMGT	FLTM	3980	\$2,472
		<b><i>Sub total</i></b>				<b><u>\$2,472</u></b>

<b><u>All Other- Miscellaneous Revenue</u></b>	<b>8200</b>					
Miscellaneous Income		107	GENC	FLTM	3460	\$2,500
		<b><i>Sub total</i></b>				<b><u>\$2,500</u></b>

**F M R F- Fleet Maintenance Total:** **\$4,600,477**

<b>020 JEFFERSON CROSSING T I F</b>		<b>Dept</b>	<b>Unit</b>	<b>Actv</b>	<b>Source</b>	<b>FY20 projection</b>
<b><u>Taxes- Local Economy</u></b>	<b>1000</b>					
Property Tax		107	BMGT	ACCT	0010	\$5,800
		<b><i>Sub total</i></b>				<b><u>\$5,800</u></b>
<b><u>All Other- Miscellaneous Revenue</u></b>	<b>8200</b>					
Interest Income		104	TRES	TRES	0200	\$35
		<b><i>Sub total</i></b>				<b><u>\$35</u></b>
<b><u>Fund Balance</u></b>	<b>8995</b>					
Fund Balance					3980	\$15,665
		<b><i>Sub total</i></b>				<b><u>\$15,665</u></b>

**JEFFERSON CROSSING T I F Total:** **\$21,500**

<b>021 CONVENTION &amp; VISITORS FUND</b>		<b>Dept</b>	<b>Unit</b>	<b>Actv</b>	<b>Source</b>	<b>FY20 projection</b>
<b><u>Taxes- Local Economy</u></b>	<b>1000</b>					
Hotel Motel Tax		114	VIST	VIST	4640	\$1,750,000
		<b><i>Sub total</i></b>				<b><u>\$1,750,000</u></b>
<b><u>Grants</u></b>	<b>1609</b>					
D C E O Grant Award		114	VIST	DCEO	1845	\$270,650
		<b><i>Sub total</i></b>				<b><u>\$270,650</u></b>

<b><u>All Other- Miscellaneous Revenue</u></b>	<b>8200</b>					
Interest Income		104	TRES	TRES	0200	\$9,500
Miscellaneous Income		114	VIST	VIST	3460	\$3,000

# 5. City of Springfield FY20 Total Resources

## Fund / Budget Class/ Source Description

						<i>Sub total</i>	<u>\$12,500</u>
<u>Fund Balance</u>	8995						
Fund Balance					3980		<u>\$1,104,556</u>
						<i>Sub total</i>	<u>\$1,104,556</u>
CONVENTION & VISITORS FUND Total:							<u>\$3,137,706</u>
<b>023 SOUTH CENTRAL BUSINESS DISTRICT</b>							FY20 projection
<u>Taxes-local Economy</u>	1000						
Business District Sales Tax		107	BMGT	ACCT	0021		<u>\$382,000</u>
						<i>Sub total</i>	<u>\$382,000</u>
<u>All Other- Miscellaneous Revenue</u>	8200						
Interest Income		104	TRES	RE18	0200		<u>\$1,800</u>
						<i>Sub total</i>	<u>\$1,800</u>
<u>Fund Balance</u>	8995						
Fund Balance					3980		<u>\$778,492</u>
						<i>Sub total</i>	<u>\$778,492</u>
SOUTH CENTRAL BUSINESS DISTRICT Total:							<u>\$1,162,292</u>
<b>026 Dirksen Pkwy Comm Redev Proj Area</b>							FY20 projection
<u>Taxes-local Economy</u>	1000						
Property Tax		107	BMGT	ACCT	0010		<u>\$87,300</u>
						<i>Sub total</i>	<u>\$87,300</u>
<u>All Other- Miscellaneous Revenue</u>	8200						
Interest Income		104	TRES	TRES	0200		<u>\$900</u>
						<i>Sub total</i>	<u>\$900</u>
<u>Fund Balance</u>	8995						
Fund Balance					3980		<u>\$336,800</u>
						<i>Sub total</i>	<u>\$336,800</u>
Dirksen Pkwy Comm Redev Proj Area Total:							<u>\$425,000</u>
<b>028 T I F ENOS PARK PROJECT FUND</b>							FY20 projection
<u>Taxes- Local Economy</u>	1000						
Property Tax		111	DEVL	ENOS	0010		<u>\$521,760</u>
						<i>Sub total</i>	<u>\$521,760</u>
<u>Reimbursements</u>	1607						
Homeowner Rehab Reimbursement		111	DEVL	DEVL	0276		<u>\$10,000</u>
						<i>Sub total</i>	<u>\$10,000</u>

# 5. City of Springfield FY20 Total Resources**Fund / Budget Class/ Source Description****All Other- Miscellaneous Revenue** 8200

Interest Income	104	TRES	TRES	0200	\$3,200
<i>Sub total</i>					<u>\$3,200</u>

**Fund Balance** 8995

Fund Balance				3980	\$911,744
<i>Sub total</i>					<u>\$911,744</u>

**T I F ENOS PARK PROJECT FUND Total:** **\$1,446,704****029 MacArthur T I F**

Dept Unit Actv Source FY20 projection

**Taxes-local Economy** 1000

Property Tax	107	BMGT	ACCT	0010	\$155,075
<i>Sub total</i>					<u>\$155,075</u>

**All Other- Miscellaneous Revenue** 8200

Interest Income	104	TRES	TRES	0200	\$190
<i>Sub total</i>					<u>\$190</u>

**MacArthur T I F Total:** **\$155,265****033 1996 CAPITAL IMPROVEMENT FUND**

Dept Unit Actv Source FY20 projection

**All Other- Miscellaneous Revenue** 8200

Interest Income	104	TRES	TRES	0200	\$2,125
<i>Sub total</i>					<u>\$2,125</u>

**1996 CAPITAL IMPROVEMENT FUND Total:** **\$2,125****036 MOTOR VEHICLE PARKING FUND**

Dept Unit Actv Source FY20 projection

**Fine & Citations** 1603

Parking Ticket Citations	110	PARK	BOND	0290	\$50,000
<i>Sub total</i>					<u>\$50,000</u>

**Public Works Fees** 1606

Parkg Rev B Ramp 7th& Mon Fee	110	PARK	BOND	4120	\$81,000
Parking Meters Fees	110	PARK	BOND	4140	\$485,000
Meter Cash Key Deposit	110	PARK	BOND	4142	\$500
Meter Cash Key Time Fees	110	PARK	BOND	4144	\$15,000
4th & Washington Parking Fees	110	PARK	BOND	4180	\$100,000
Undrgrnd Parkng Libr Profit Sh	110	PARK	BOND	4190	\$36,000
<i>Sub total</i>					<u>\$717,500</u>

**All Other- Miscellaneous Revenue** 8200

Interest Income	104	TRES	TRES	0200	\$340
Miscellaneous Income	110	PARK	BOND	3460	\$200
<i>Sub total</i>					<u>\$540</u>

# 5. City of Springfield FY20 Total Resources**Fund / Budget Class/ Source Description**

<b><u>Fund Balance</u></b>	8995					
Fund Balance				3980		\$20,417
				<i>Sub total</i>		<u>\$20,417</u>

**MOTOR VEHICLE PARKING FUND Total:** **\$788,457**

<b>037 Peoria Road T I F Fund</b>		<b>Dept</b>	<b>Unit</b>	<b>Actv</b>	<b>Source</b>	<b>FY20 projection</b>
<b><u>Taxes-local Economy</u></b>	1000					
Property Tax		111	DEVL	DEVL	0010	\$25,000
				<i>Sub total</i>		<u>\$25,000</u>
<b><u>All Other- Miscellaneous Revenue</u></b>	8200					
Interest Income		104	TRES	TRES	0200	\$50
				<i>Sub total</i>		<u>\$50</u>

**Peoria Road T I F Fund Total:** **\$25,050**

<b>041 MOTOR FUEL TAX FUND</b>		<b>Dept</b>	<b>Unit</b>	<b>Actv</b>	<b>Source</b>	<b>FY20 projection</b>
<b><u>Taxes- Share Of Statewide</u></b>	1500					
Gas Tax Receipts State Of Ill		110	GAST	STRS	2400	\$2,942,500
				<i>Sub total</i>		<u>\$2,942,500</u>
<b><u>Reimbursements</u></b>	1607					
High Speed Rail Study Reimb		110	GAST	STRS	0364	\$500,000
Street Sign Reimb		110	GAST	STRS	1130	\$4,000
State Of Illinois Reimburse		110	GAST	STRS	1910	\$180,000
				<i>Sub total</i>		<u>\$684,000</u>
<b><u>Grants</u></b>	1609					
Tiger Grant		110	GAST	STRS	0360	\$6,000,000
I D O T Reimb		110	GAST	STRS	1176	\$250,000
				<i>Sub total</i>		<u>\$6,250,000</u>

<b><u>All Other- Miscellaneous Revenue</u></b>	8200					
Interest Income		104	TRES	TRES	0200	\$15,500
Miscellaneous Income		110	GAST	STRS	3460	\$40,000
				<i>Sub total</i>		<u>\$55,500</u>

<b><u>Fund Balance</u></b>	8995					
Fund Balance				3980		\$4,688,000
				<i>Sub total</i>		<u>\$4,688,000</u>

**MOTOR FUEL TAX FUND Total:** **\$14,620,000**

<b>048 TIF NORTHEAST PROJECT FUND</b>		<b>Dept</b>	<b>Unit</b>	<b>Actv</b>	<b>Source</b>	<b>FY20 projection</b>
<b><u>Taxes- Local Economy</u></b>	1000					
Property Tax		111	DEVL	DEVL	0010	\$470,000





# 5. City of Springfield FY20 Total Resources

Fund / Budget Class/ Source Description

				<i>Sub total</i>	<u>\$470,000</u>
<u>All Other- Miscellaneous Revenue</u> 8200					
Interest Income		104	TRES TRES 0200		\$240
				<i>Sub total</i>	<u>\$240</u>
<u>Fund Balance</u> 8995					
Fund Balance				3980	\$207,760
				<i>Sub total</i>	<u>\$207,760</u>
TIF NORTHEAST PROJECT FUND Total:					<u>\$678,000</u>
049 RECYCLING FUND				Dept Unit Actv Source	FY20 projection
<u>Public Works Fees</u> 1606					
Recycling Fee		110	WAST RECY 1230		\$1,300,000
				<i>Sub total</i>	<u>\$1,300,000</u>
<u>Fund Balance</u> 8995					
Fund Balance				3980	\$355,244
				<i>Sub total</i>	<u>\$355,244</u>
RECYCLING FUND Total:					<u>\$1,655,244</u>
050 COMMUNITY DEV BLOCK GRANT FUND				Dept Unit Actv Source	FY20 projection
<u>Reimbursements</u> 1607					
Homeowner Rehab Reimbursement		111	DEVL DEVL 0276		\$5,000
				<i>Sub total</i>	<u>\$5,000</u>
<u>Grants</u> 1609					
Community Development Grants		111	DEVL DEVL 4790		\$1,900,000
				<i>Sub total</i>	<u>\$1,900,000</u>
<u>All Other- City Loan Repayments</u> 8300					
Principal Payment		111	DEVL DEVL 6074		\$35,090
Interest Payments On Loans		111	DEVL DEVL 6080		\$4,300
				<i>Sub total</i>	<u>\$39,390</u>
<u>Transfer In</u> 8992					
Transfer In		111	DEVL DEVL 0305		\$104,100
				<i>Sub total</i>	<u>\$104,100</u>
COMMUNITY DEV BLOCK GRANT FUND Total:					<u>\$2,048,490</u>
051 CDBG HOME PROGRAM FUND				Dept Unit Actv Source	FY20 projection
<u>Grants</u> 1609					
Cdbg Home Program Grants		111	DEVL HOME 4791		\$1,000,000
				<i>Sub total</i>	<u>\$1,000,000</u>

# 5. City of Springfield FY20 Total Resources

## Fund / Budget Class/ Source Description

CDBG HOME PROGRAM FUND Total:						<u>\$1,000,000</u>
062	SOUTH GRAND POINTE TIF PROJECT	Dept	Unit	Actv	Source	FY20 projection
<u>Taxes- Local Economy</u>						1000
Property Tax		111	DEVL	FARE	0010	\$565,000
		<i>Sub total</i>				<u>\$565,000</u>
<u>All Other- Miscellaneous Revenue</u>						8200
Interest Income		104	TRES	TRES	0200	\$6,500
		<i>Sub total</i>				<u>\$6,500</u>
<u>Fund Balance</u>						8995
Fund Balance					3980	\$2,257,441
		<i>Sub total</i>				<u>\$2,257,441</u>
SOUTH GRAND POINTE TIF PROJECT Total:						<u>\$2,828,941</u>
065	UNEMPLOYMENT COMPENSATION ESCR	Dept	Unit	Actv	Source	FY20 projection
<u>All Other- Miscellaneous Revenue</u>						8200
Contrib To Unemploy Insur		107	BMGT	UNEM	4940	\$100,000
		<i>Sub total</i>				<u>\$100,000</u>
UNEMPLOYMENT COMPENSATION ESCR Total:						<u>\$100,000</u>
069	POLICE LABORATORY FUND	Dept	Unit	Actv	Source	FY20 projection
<u>Police Department Fees</u>						1604
Drug Testing Fee		112	POLC	POPR	2050	\$3,500
		<i>Sub total</i>				<u>\$3,500</u>
<u>All Other- Miscellaneous Revenue</u>						8200
Interest Income		104	TRES	TRES	0200	\$650
		<i>Sub total</i>				<u>\$650</u>
<u>Fund Balance</u>						8995
Fund Balance					3980	\$1,850
		<i>Sub total</i>				<u>\$1,850</u>
POLICE LABORATORY FUND Total:						<u>\$6,000</u>
070	STATE DRUG PROFIT FORFEITURE	Dept	Unit	Actv	Source	FY20 projection
<u>All Other- Miscellaneous Revenue</u>						8200
Interest Income		104	TRES	TRES	0200	\$2,000
State Narcotics Profit Forf		112	POLC	FORF	0569	\$75,000
		<i>Sub total</i>				<u>\$77,000</u>
<u>Fund Balance</u>						8995
Fund Balance					3980	\$33,600

098-02-19

# 5. City of Springfield FY20 Total Resources

## Fund / Budget Class/ Source Description

				<i>Sub total</i>	<u>\$33,600</u>
STATE DRUG PROFIT FORFEITURE Total:					<u>\$110,600</u>
<b>071 POLICE EVIDENCE FUND</b>				Dept Unit Actv Source	FY20 projection
<u>All Other- Miscellaneous Revenue</u>	8200				
Interest Income		104	TRES	TRES 0200	\$5,500
Evidence Receipts		112	POLC	EVDC 0570	\$120,000
				<i>Sub total</i>	<u>\$125,500</u>
<u>Fund Balance</u>	8995				
Fund Balance				3980	\$4,500
				<i>Sub total</i>	<u>\$4,500</u>
POLICE EVIDENCE FUND Total:					<u>\$130,000</u>
<b>073 FEDERAL DRUG PROFIT FORFEITURE</b>				Dept Unit Actv Source	FY20 projection
<u>All Other- Miscellaneous Revenue</u>	8200				
Interest Income		104	TRES	TRES 0200	\$3,000
Federal Narcotics Prof Forf		112	POLC	FORF 0568	\$50,000
				<i>Sub total</i>	<u>\$53,000</u>
<u>Fund Balance</u>	8995				
Fund Balance				3980	\$103,500
				<i>Sub total</i>	<u>\$103,500</u>
FEDERAL DRUG PROFIT FORFEITURE Total:					<u>\$156,500</u>
<b>074 COS SELF INSURANCE FUND</b>				Dept Unit Actv Source	FY20 projection
<u>All Other- Miscellaneous Revenue</u>	8200				
Interest Income		104	TRES	TRES 0200	\$290,000
Accrued Lve Payout Reimb City		107	BMGT	SICK 5030	\$1,495,692
				<i>Sub total</i>	<u>\$1,785,692</u>
<u>Health Insurance Revenue</u>	8741				
Prescriptions Rebate Reimb		107	BMGT	HINS 0191	\$540,000
Ref& Dupl Pay- Lost Card Hlth		107	BMGT	HINS 1600	\$375,000
Subrogation Pymts-health Ins		107	BMGT	HINS 1604	\$10,000
Retiree Drug Subsidy		107	BMGT	HINS 1605	\$12,000
Retire Emp Cont-health		107	BMGT	HINS 5052	\$3,550,000
City's Cont To Hlth/dent		107	BMGT	HINS 5056	\$14,032,396
Cwlp's Cont To Hlth/dent		107	BMGT	HINS 5057	\$10,267,604
Cobra Emp Cont-health		107	BMGT	HINS 5060	\$15,000
Life Ins Premium		107	BMGT	HINS 5066	\$63,000
Cwlp Employee Premiums-flex		107	BMGT	HINS 5092	\$1,450,000
Cwlp Employee Premiums- Non Flex		107	BMGT	HINS 5094	\$10,000

# 5. City of Springfield FY20 Total Resources**Fund / Budget Class/ Source Description**

Omp Employee Premiums-flex	107	BMGT	HINS	5096	\$2,150,000
Omp Employee Premiums- Non Flex	107	BMGT	HINS	5098	\$25,000
<b>Sub total</b>					<b>\$32,500,000</b>

**Work Comp Revenue**

8743

Ref & Dupl Pay- Work Comp	107	BMGT	WCMP	1601	\$15,000
Subrogation Pymts-work Comp	107	BMGT	WCMP	1603	\$25,000
Wc Reimb Cwlp-treatment	107	BMGT	WCMP	5000	\$125,000
Wc Reimb Cwlp-settlements	107	BMGT	WCMP	5002	\$50,000
Wc Reimb Cwlp-awards	107	BMGT	WCMP	5003	\$150,000
Wc Reimb Cwlp-tpa & Other Cont	107	BMGT	WCMP	5004	\$125,000
Work Comp Reimb-city	107	BMGT	WCMP	5010	\$1,889,026
Wc Reimb Cwlp-ttd	107	BMGT	WCMP	5021	\$100,000
<b>Sub total</b>					<b>\$2,479,026</b>

**Property Casualty Or Liability**

8744

Subrogation Pymts-loss Control	107	BMGT	PRCA	0190	\$10,000
City's Cont To Prop/casualty	107	BMGT	PRCA	5058	\$500,000
C W L P Contrib Prop-casualty	107	BMGT	PRCA	5059	\$200,000
<b>Sub total</b>					<b>\$710,000</b>

**Fund Balance**

8995

Fund Balance				3980	\$2,892,282
<b>Sub total</b>					<b>\$2,892,282</b>

**COS SELF INSURANCE FUND Total:****\$40,367,000****077 LOCAL LAW ENFORCE BLOCK GRANT**

Dept Unit Actv Source

FY20 projection

**Grants**

1609

Nibrs Doj Grant	112	POLC	NIBR	1502	\$636,000
Nbin Doj Grant	112	POLC	NBIN	1520	\$204,350
Justice Assistance Grant	112	POLC	JA12	2017	\$11,300
Justice Assistance Grant	112	POLC	JA13	2017	\$2,911
<b>Sub total</b>					<b>\$854,561</b>

**All Other- Miscellaneous Revenue**

8200

Interest Income	104	TRES	TRES	0200	\$30
<b>Sub total</b>					<b>\$30</b>

**Fund Balance**

8995

Fund Balance				3980	\$26,040
<b>Sub total</b>					<b>\$26,040</b>

**LOCAL LAW ENFORCE BLOCK GRANT Total:****\$880,631****084 SPECIAL ALLOCATION PROJECT ACC**

Dept Unit Actv Source

FY20 projection



# 5. City of Springfield FY20 Total Resources

**Fund / Budget Class/ Source Description**

<b><u>Taxes- Local Economy</u></b>	<b>1000</b>					
Property Tax		111	DEVL	SPAL	0010	\$3,630,000
			<i>Sub total</i>			<u>\$3,630,000</u>
<b><u>All Other- Miscellaneous Revenue</u></b>	<b>8200</b>					
Interest Income		104	TRES	TRES	0200	\$12,700
			<i>Sub total</i>			<u>\$12,700</u>
<b><u>All Other- City Loan Repayments</u></b>	<b>8300</b>					
Principal Payment		111	DEVL	SPAL	6074	\$69,991
Interest Payments On Loans		111	DEVL	SPAL	6080	\$5,993
			<i>Sub total</i>			<u>\$75,984</u>

**SPECIAL ALLOCATION PROJECT ACC Total:** **\$3,718,684**

<b>094 CAPITAL EQUIPMENT FUND</b>		<b>Dept</b>	<b>Unit</b>	<b>Actv</b>	<b>Source</b>	<b>FY20 projection</b>
<b><u>All Other- Borrowing</u></b>	<b>8090</b>					
Loan Proceeds		107	GENC	FLTM	8011	\$4,250,000
			<i>Sub total</i>			<u>\$4,250,000</u>
<b><u>Transfer In</u></b>	<b>8992</b>					
Transfer In		107	BMGT	ACCT	0305	\$945,660
Transfer In		107	GENC	VARI	0305	\$300,000
			<i>Sub total</i>			<u>\$1,245,660</u>

**CAPITAL EQUIPMENT FUND Total:** **\$5,495,660**

<b>095 CAPITAL IMPROVEMENTS FUND</b>		<b>Dept</b>	<b>Unit</b>	<b>Actv</b>	<b>Source</b>	<b>FY20 projection</b>
<b><u>Taxes- Local Economy</u></b>	<b>1000</b>					
City Sales Tax		107	BMGT	INFR	0022	\$4,453,507
City Sales Tax		107	BMGT	BOND	0022	\$8,878,022
Hotel Motel Tax		107	GENC	INFR	0024	\$1,155,000
Video Gaming Tax		107	BMGT	VGAM	0026	\$1,510,000
			<i>Sub total</i>			<u>\$15,996,529</u>
<b><u>Licenses &amp; Permits</u></b>	<b>1605</b>					
Vgt Operators License		101	COUN	VGAM	0790	\$6,000
Vgt Establishment License		101	COUN	VGAM	0860	\$85,500
Vgt Annual Registration Sticker		101	COUN	VGAM	0883	\$150,000
			<i>Sub total</i>			<u>\$241,500</u>
<b><u>All Other- Miscellaneous Revenue</u></b>	<b>8200</b>					
T I F Award		107	GENC	INFR	1840	\$166,215
			<i>Sub total</i>			<u>\$166,215</u>

# 5. City of Springfield FY20 Total Resources

## Fund / Budget Class/ Source Description

Transfer In

8992

Transfer In

107 BMGT ACCT 0305

\$1,891,317

*Sub total*\$1,891,317Fund Balance

8995

Fund Balance

3980

\$5,179,889

*Sub total*\$5,179,889

CAPITAL IMPROVEMENTS FUND Total:

\$23,475,450

Grand Totals:

\$256,933,393

**EXHIBIT 1**

<b>WATER FUND RESOURCES</b>		<b><u>FY2020 BUDGET</u></b>	
USER CHARGES			
	SALE OF WATER - RETAIL	26,246,473	
	SALE OF WATER - WHOLESALE	2,370,497	
	OTHER OPERATING	148,571	
			28,765,541
BOND/NOTE PROCEEDS			
	2012 BOND PROCEEDS	7,993,073	
	NEW BOND PROCEEDS	4,700,000	
			12,693,073
INTEREST INCOME			231,280
CONTRIBUTIONS FOR CONSTRUCTION			992,957
INTER-FUND REIMBURSEMENT			75,897
SEWER REIMBURSEMENT			151,614
OTHER			
	AUXILIARY SERVICES	1,268,988	
	SALE OF LAND	1,000,000	
	MISC NON-OPERATING REVENUE	34,660	
			2,303,648
FUND BALANCE			
	RENEWAL/REPLACEMENT FUND	1,655,000	
	WATER RATE STABILIZATION ACCOUNT	1,500,000	
	GENERAL FUND BALANCE	650,000	
			3,805,000
TOTAL WATER FUND RESOURCES			\$49,019,010

## EXHIBIT 1

## ELECTRIC FUND RESOURCES

FY2020 BUDGET

USER CHARGES		
RESIDENTIAL	71,855,226	
COMMERCIAL	129,077,181	
STREET/SECURITY	758,378	
WHOLESALE	31,579,800	
OTHER OPERATING	4,892,277	
		238,162,862
INTEREST INCOME		837,903
CONTRIBUTIONS FOR CONSTRUCTION		500,000
INTER-FUND REIMBURSEMENT		430,083
SEWER REIMBURSEMENT		151,614
OTHER		
SUSPENSE BILLING REIMB.	400,000	
GREEN POWER PURCHASE PROGRAM	12,000	
TRAFFIC SERVICES REIMBURSEMENT	215,000	
BYPRODUCT HAULING REVENUES	693,900	
		1,320,900
FUND BALANCE		
ERIRF WITHDRAWAL	1,666,000	
RENEWAL/REPLACEMENT FUND	0	
GENERAL FUND BALANCE	2,300,000	
		3,966,000
DEPOSIT TO ERIRF		(3,079,119)
TOTAL ELECTRIC FUND RESOURCES		\$242,290,243
TOTAL CWLP		\$291,309,253





**CITY OF SPRINGFIELD APPROPRIATION  
FY2020**

by Fund, Agency, Organization and Major Object  
(Object Class)

1  
Exhibit #2

FY 2020

**Fund    Agency    Organization    Major Object**

**001            CORPORATE FUND**

<b><u>Agency</u></b>	101	MAYOR		
<b><u>Organization</u></b>	BBAN	MUNICIPAL BAND		
	1200	CONTRACTUAL SERVICES		\$60,945
	1400	COMMODITIES		\$1,650
	1500	EQUIPMENT		\$500
		<b>BBAN          MUNICIPAL BAND</b>	<b>Totals:</b>	<b>\$63,095</b>
<b><u>Organization</u></b>	BCIV	CIVIL SERVICE COMMISSION		
	1200	CONTRACTUAL SERVICES		\$30,000
		<b>BCIV          CIVIL SERVICE COMMISSION</b>	<b>Totals:</b>	<b>\$30,000</b>
<b><u>Organization</u></b>	BDIS	DISABILITIES COMMISSION		
	1200	CONTRACTUAL SERVICES		\$400
		<b>BDIS          DISABILITIES COMMISSION</b>	<b>Totals:</b>	<b>\$400</b>
<b><u>Organization</u></b>	BPLA	PLANNING & ZONING		
	1200	CONTRACTUAL SERVICES		\$30,000
		<b>BPLA          PLANNING &amp; ZONING</b>	<b>Totals:</b>	<b>\$30,000</b>
<b><u>Organization</u></b>	BSEN	SENIOR CITIZENS		
	1200	CONTRACTUAL SERVICES		\$87,850
	1400	COMMODITIES		\$200
	1500	EQUIPMENT		\$10,000
		<b>BSEN          SENIOR CITIZENS</b>	<b>Totals:</b>	<b>\$98,050</b>
<b><u>Organization</u></b>	COUN	CORPORATION COUNSEL		
	1100	PERSONAL SERVICES & FRINGE BENEFITS		\$1,646,898
	1200	CONTRACTUAL SERVICES		\$76,500
	1400	COMMODITIES		\$10,500
	1500	EQUIPMENT		\$1,000
	1600	ELECTRONIC DATA PROCESSING		\$14,050
	1700	TELECOMMUNICATIONS		\$4,800
	1800	OPERATION OF AUTOMOTIVE EQUIP		\$400
	2600	TRAVEL		\$3,100
		<b>COUN          CORPORATION COUNSEL</b>	<b>Totals:</b>	<b>\$1,757,248</b>



**CITY OF SPRINGFIELD APPROPRIATION  
FY2020**

by Fund, Agency, Organization and Major Object  
(Object Class)

2  
Exhibit #2

FY 2020

<b>Fund</b>	<b>Agency</b>	<b>Organization</b>	<b>Major Object</b>	
<u>Organization</u>	MAYR	MAYOR		
	1100	PERSONAL SERVICES & FRINGE BENEFITS		\$1,200,394
	1200	CONTRACTUAL SERVICES		\$237,731
	1400	COMMODITIES		\$10,650
	1500	EQUIPMENT		\$68,550
	1600	ELECTRONIC DATA PROCESSING		\$13,450
	1700	TELECOMMUNICATIONS		\$7,200
	2100	AWARDS AND GRANTS		\$500
	2600	TRAVEL		\$9,975
		MAYR MAYOR	Totals:	\$1,548,450
<u>Organization</u>	VETS	VETERANS COMMISSION		
	1200	CONTRACTUAL SERVICES		\$1,000
		VETS VETERANS COMMISSION	Totals:	\$1,000
	<u>Agency</u>	101 MAYOR	Totals:	\$3,528,243
<u>Agency</u>	102	CITY COUNCIL		
<u>Organization</u>	CITY	CITY COUNCIL		
	1100	PERSONAL SERVICES & FRINGE BENEFITS		\$567,218
	1200	CONTRACTUAL SERVICES		\$6,300
	1400	COMMODITIES		\$1,900
	1600	ELECTRONIC DATA PROCESSING		\$8,350
	1700	TELECOMMUNICATIONS		\$3,000
	2600	TRAVEL		\$8,900
		CITY CITY COUNCIL	Totals:	\$595,668
	<u>Agency</u>	102 CITY COUNCIL	Totals:	\$595,668
<u>Agency</u>	103	CITY CLERK		
<u>Organization</u>	CLRK	CITY CLERK		
	1100	PERSONAL SERVICES & FRINGE BENEFITS		\$487,798
	1200	CONTRACTUAL SERVICES		\$94,785
	1400	COMMODITIES		\$9,200
	1500	EQUIPMENT		\$11,000



**CITY OF SPRINGFIELD APPROPRIATION  
FY2020**

by Fund, Agency, Organization and Major Object  
(Object Class)

3  
Exhibit #2

FY 2020

<u>Fund</u>	<u>Agency</u>	<u>Organization</u>	<u>Major Object</u>		
	1600		ELECTRONIC DATA PROCESSING		\$7,500
	1700		TELECOMMUNICATIONS		\$2,750
	2600		TRAVEL		\$850
		CLRK	CITY CLERK	Totals:	\$613,883
	<u>Agency</u>	103	CITY CLERK	Totals:	\$613,883
<u>Agency</u>	104		TREASURER		
<u>Organization</u>	TRES		TREASURER		
	1100		PERSONAL SERVICES & FRINGE BENEFITS		\$1,027,261
	1200		CONTRACTUAL SERVICES		\$88,960
	1400		COMMODITIES		\$8,100
	1600		ELECTRONIC DATA PROCESSING		\$22,800
	1700		TELECOMMUNICATIONS		\$3,100
	2400		DEBT SERVICE		\$17,000
	2500		REFUNDS		\$12,500
	2600		TRAVEL		\$1,550
		TRES	TREASURER	Totals:	\$1,181,271
	<u>Agency</u>	104	TREASURER	Totals:	\$1,181,271
<u>Agency</u>	106		HUMAN RESOURCES		
<u>Organization</u>	HUMN		HUMAN RESOURCES		
	1100		PERSONAL SERVICES & FRINGE BENEFITS		\$937,781
	1200		CONTRACTUAL SERVICES		\$278,750
	1400		COMMODITIES		\$11,000
	1500		EQUIPMENT		\$1,000
	1600		ELECTRONIC DATA PROCESSING		\$76,100
	1700		TELECOMMUNICATIONS		\$3,200
	2600		TRAVEL		\$1,875
		HUMN	HUMAN RESOURCES	Totals:	\$1,309,706
	<u>Agency</u>	106	HUMAN RESOURCES	Totals:	\$1,309,706
<u>Agency</u>	107		BUDGET AND MANAGEMENT		



**CITY OF SPRINGFIELD APPROPRIATION  
FY2020**

by Fund, Agency, Organization and Major Object  
(Object Class)

4  
Exhibit #2

FY 2020

<u>Fund</u>	<u>Agency</u>	<u>Organization</u>	<u>Major Object</u>	
<u>Organization</u>	BMGT	BUDGET & MANAGEMENT		
	1100	PERSONAL SERVICES & FRINGE BENEFITS		\$2,473,466
	1200	CONTRACTUAL SERVICES		\$34,445
	1400	COMMODITIES		\$6,900
	1500	EQUIPMENT		\$3,800
	1600	ELECTRONIC DATA PROCESSING		\$194,575
	1700	TELECOMMUNICATIONS		\$4,250
	1900	INTERFUND TRANSFERS		\$2,836,977
	2600	TRAVEL		\$8,975
		BMGT	BUDGET & MANAGEMENT	Totals: \$5,563,388
<u>Organization</u>	GENC	GENERAL CITY		
	1200	CONTRACTUAL SERVICES		\$2,224,500
	1400	COMMODITIES		\$500
	1600	ELECTRONIC DATA PROCESSING		\$433,720
	1900	INTERFUND TRANSFERS		\$4,163,023
	2100	AWARDS AND GRANTS		\$150,000
		GENC	GENERAL CITY	Totals: \$6,971,743
	<u>Agency</u>	107	BUDGET AND MANAGEMENT	Totals: \$12,535,131
<u>Agency</u>	108	FIRE		
<u>Organization</u>	FIRE	FIRE		
	1100	PERSONAL SERVICES & FRINGE BENEFITS		\$37,547,209
	1200	CONTRACTUAL SERVICES		\$631,899
	1400	COMMODITIES		\$265,000
	1500	EQUIPMENT		\$155,000
	1600	ELECTRONIC DATA PROCESSING		\$64,000
	1700	TELECOMMUNICATIONS		\$98,700
	1800	OPERATION OF AUTOMOTIVE EQUIP		\$995,708
	2600	TRAVEL		\$35,000
		FIRE	FIRE	Totals: \$39,792,516
	<u>Agency</u>	108	FIRE	Totals: \$39,792,516



**CITY OF SPRINGFIELD APPROPRIATION  
FY2020**

by Fund, Agency, Organization and Major Object  
(Object Class)

5  
Exhibit #2

FY 2020

---

**Fund      Agency      Organization      Major Object**

<b><u>Agency</u></b>	110	PUBLIC WORKS		
<b><u>Organization</u></b>	WORK	PUBLIC WORKS		
	1100	PERSONAL SERVICES & FRINGE BENEFITS		\$12,487,649
	1200	CONTRACTUAL SERVICES		\$1,214,081
	1400	COMMODITIES		\$427,450
	1500	EQUIPMENT		\$19,350
	1600	ELECTRONIC DATA PROCESSING		\$462,550
	1700	TELECOMMUNICATIONS		\$72,800
	1800	OPERATION OF AUTOMOTIVE EQUIP		\$1,682,307
	2300	PERMANENT IMPROVEMENTS		\$63,000
	2400	DEBT SERVICE		\$41,886
	2600	TRAVEL		\$11,010
		WORK	PUBLIC WORKS	Totals: \$16,482,083
<b><u>Agency</u></b>	110	PUBLIC WORKS		Totals: \$16,482,083
<b><u>Agency</u></b>	111	ECONOMIC DEVELOPMENT		
<b><u>Organization</u></b>	DEVL	ECONOMIC DEVELOPMENT		
	1100	PERSONAL SERVICES & FRINGE BENEFITS		\$73,398
	1200	CONTRACTUAL SERVICES		\$482,974
	1400	COMMODITIES		\$3,000
	1600	ELECTRONIC DATA PROCESSING		\$4,100
	1700	TELECOMMUNICATIONS		\$2,700
	2100	AWARDS AND GRANTS		\$175,000
	2600	TRAVEL		\$2,200
		DEVL	ECONOMIC DEVELOPMENT	Totals: \$743,372
<b><u>Agency</u></b>	111	ECONOMIC DEVELOPMENT		Totals: \$743,372
<b><u>Agency</u></b>	112	POLICE		
<b><u>Organization</u></b>	POLC	POLICE		
	1100	PERSONAL SERVICES & FRINGE BENEFITS		\$41,858,632
	1200	CONTRACTUAL SERVICES		\$3,506,088



**CITY OF SPRINGFIELD APPROPRIATION  
FY2020**

by Fund, Agency, Organization and Major Object  
(Object Class)

6  
Exhibit #2

FY 2020

<u>Fund</u>	<u>Agency</u>	<u>Organization</u>	<u>Major Object</u>	
	1400	COMMODITIES		\$270,853
	1500	EQUIPMENT		\$900,000
	1600	ELECTRONIC DATA PROCESSING		\$737,750
	1700	TELECOMMUNICATIONS		\$544,000
	1800	OPERATION OF AUTOMOTIVE EQUIP		\$1,407,430
	2600	TRAVEL		\$26,646
		polc	POLICE	Totals: \$49,251,399
	<u>Agency</u>	112	POLICE	Totals: \$49,251,399
	Fund	001	CORPORATE FUND	Totals: \$126,033,272
<u>003</u>	<u>LINCOLN LIBRARY FUND</u>			
<u>Agency</u>	116	LINCOLN LIBRARY		
<u>Organization</u>	LIBR	LINCOLN LIBRARY		
	1100	PERSONAL SERVICES & FRINGE BENEFITS		\$3,179,194
	1200	CONTRACTUAL SERVICES		\$933,290
	1400	COMMODITIES		\$47,450
	1500	EQUIPMENT		\$370,000
	1600	ELECTRONIC DATA PROCESSING		\$85,000
	1700	TELECOMMUNICATIONS		\$7,000
	1800	OPERATION OF AUTOMOTIVE EQUIP		\$4,083
	2600	TRAVEL		\$1,500
		LIBR	LINCOLN LIBRARY	Totals: \$4,627,517
	<u>Agency</u>	116	LINCOLN LIBRARY	Totals: \$4,627,517
	Fund	003	LINCOLN LIBRARY FUND	Totals: \$4,627,517
<u>004</u>	<u>OAK RIDGE CEMETERY FUND</u>			
<u>Agency</u>	110	PUBLIC WORKS		
<u>Organization</u>	CEMT	OAK RIDGE CEMETERY		
	1100	PERSONAL SERVICES & FRINGE BENEFITS		\$902,948
	1200	CONTRACTUAL SERVICES		\$59,700
	1400	COMMODITIES		\$100,650



**CITY OF SPRINGFIELD APPROPRIATION  
FY2020**

by Fund, Agency, Organization and Major Object  
(Object Class)

7  
Exhibit #2

FY 2020

<u>Fund</u>	<u>Agency</u>	<u>Organization</u>	<u>Major Object</u>		
	1500	EQUIPMENT			\$23,600
	1600	ELECTRONIC DATA PROCESSING			\$1,550
	1700	TELECOMMUNICATIONS			\$2,300
	1800	OPERATION OF AUTOMOTIVE EQUIP			\$45,955
	2300	PERMANENT IMPROVEMENTS			\$100,000
	2400	DEBT SERVICE			\$500
	2600	TRAVEL			\$1,300
		CEMT	OAK RIDGE CEMETERY	Totals:	\$1,238,503
	<u>Agency</u>	110	PUBLIC WORKS	Totals:	\$1,238,503
	Fund	004	OAK RIDGE CEMETERY FUND	Totals:	\$1,238,503
<u>007</u>	<u>MADISON PARK PL PROJ FUND - 12.15.2022</u>				
<u>Agency</u>	111	ECONOMIC DEVELOPMENT			
<u>Organization</u>	DEVL	ECONOMIC DEVELOPMENT			
	1100	PERSONAL SERVICES & FRINGE BENEFITS			\$33,766
	2100	AWARDS AND GRANTS			\$2,065,000
		DEVL	ECONOMIC DEVELOPMENT	Totals:	\$2,098,766
	<u>Agency</u>	111	ECONOMIC DEVELOPMENT	Totals:	\$2,098,766
	Fund	007	MADISON PARK PL PROJ FUND -	Totals:	\$2,098,766
<u>015</u>	<u>SEWER FUND</u>				
<u>Agency</u>	110	PUBLIC WORKS			
<u>Organization</u>	SEWR	SEWER			
	1100	PERSONAL SERVICES & FRINGE BENEFITS			\$2,681,072
	1200	CONTRACTUAL SERVICES			\$1,423,350
	1400	COMMODITIES			\$254,500
	1500	EQUIPMENT			\$1,064,500
	1600	ELECTRONIC DATA PROCESSING			\$68,620
	1700	TELECOMMUNICATIONS			\$20,900
	1800	OPERATION OF AUTOMOTIVE EQUIP			\$243,953
	2300	PERMANENT IMPROVEMENTS			\$5,965,000



**CITY OF SPRINGFIELD APPROPRIATION  
FY2020**

by Fund, Agency, Organization and Major Object  
(Object Class)

8  
Exhibit #2

FY 2020

<u>Fund</u>	<u>Agency</u>	<u>Organization</u>	<u>Major Object</u>	
	2400	DEBT SERVICE		\$774,629
	2600	TRAVEL		\$16,200
		SEWR	SEWER	Totals: \$12,512,724
	<u>Agency</u>	110	PUBLIC WORKS	Totals: \$12,512,724
	Fund	015	SEWER FUND	Totals: \$12,512,724
<b>016</b>	<b><u>SSRF-FACILITIES MAINTENANCE</u></b>			
<u>Agency</u>	107	BUDGET AND MANAGEMENT		
<u>Organization</u>	BMGT	BUDGET & MANAGEMENT		
	1200	CONTRACTUAL SERVICES		\$77,000
	1400	COMMODITIES		\$3,250
		BMGT	BUDGET & MANAGEMENT	Totals: \$80,250
	<u>Agency</u>	107	BUDGET AND MANAGEMENT	Totals: \$80,250
<u>Agency</u>	110	PUBLIC WORKS		
<u>Organization</u>	WORK	PUBLIC WORKS		
	1100	PERSONAL SERVICES & FRINGE BENEFITS		\$682,338
	1200	CONTRACTUAL SERVICES		\$226,900
	1400	COMMODITIES		\$55,800
	1500	EQUIPMENT		\$7,500
	1700	TELECOMMUNICATIONS		\$5,000
	1800	OPERATION OF AUTOMOTIVE EQUIP		\$300
		WORK	PUBLIC WORKS	Totals: \$977,838
	<u>Agency</u>	110	PUBLIC WORKS	Totals: \$977,838
	Fund	016	FACILITIES MANAGEMENT	Totals: \$1,058,088
<b>017</b>	<b><u>FMRF - FLEET MAINTENANCE</u></b>			
<u>Agency</u>	107	BUDGET AND MANAGEMENT		
<u>Organization</u>	GENC	GENERAL CITY		
	1100	PERSONAL SERVICES & FRINGE BENEFITS		\$2,366,577
	1200	CONTRACTUAL SERVICES		\$134,800





**CITY OF SPRINGFIELD APPROPRIATION  
FY2020**

by Fund, Agency, Organization and Major Object  
(Object Class)

9  
Exhibit #2

FY 2020

<u>Fund</u>	<u>Agency</u>	<u>Organization</u>	<u>Major Object</u>	
		1400	COMMODITIES	\$32,800
		1500	EQUIPMENT	\$69,500
		1600	ELECTRONIC DATA PROCESSING	\$37,800
		1700	TELECOMMUNICATIONS	\$4,500
		1800	OPERATION OF AUTOMOTIVE EQUIP	\$1,920,000
		2300	PERMANENT IMPROVEMENTS	\$30,000
		2600	TRAVEL	\$4,500
		GENC	GENERAL CITY	Totals: \$4,600,477
	<u>Agency</u>	107	BUDGET AND MANAGEMENT	Totals: \$4,600,477
	<u>Fund</u>	017	FMRF - FLEET MAINTENANCE	Totals: \$4,600,477
<u>020</u>	<u>JEFFERSON CROSSING TIF - 9.7.2030</u>			
<u>Agency</u>	111	ECONOMIC DEVELOPMENT		
<u>Organization</u>	DEVL	ECONOMIC DEVELOPMENT		
	2100	AWARDS AND GRANTS		\$21,500
		DEVL	ECONOMIC DEVELOPMENT	Totals: \$21,500
	<u>Agency</u>	111	ECONOMIC DEVELOPMENT	Totals: \$21,500
	<u>Fund</u>	020	JEFFERSON CROSSING TIF - 9.7.2030	Totals: \$21,500
<u>021</u>	<u>CONVENTION &amp; VISITORS FUND</u>			
<u>Agency</u>	114	CONVENTION & VISITORS		
<u>Organization</u>	VIST	CONVENTION & VISITORS		
	1100	PERSONAL SERVICES & FRINGE BENEFITS		\$1,262,617
	1200	CONTRACTUAL SERVICES		\$1,490,089
	1400	COMMODITIES		\$127,850
	1600	ELECTRONIC DATA PROCESSING		\$26,650
	1700	TELECOMMUNICATIONS		\$5,000
	2100	AWARDS AND GRANTS		\$161,900
	2300	PERMANENT IMPROVEMENTS		\$5,075
	2600	TRAVEL		\$58,525
		VIST	CONVENTION & VISITORS	Totals: \$3,137,706



# CITY OF SPRINGFIELD APPROPRIATION FY2020

by Fund, Agency, Organization and Major Object  
(Object Class)

10  
Exhibit #2

FY 2020

<u>Fund</u>	<u>Agency</u>	<u>Organization</u>	<u>Major Object</u>		
	<u>Agency</u>	114	CONVENTION & VISITORS	Totals:	\$3,137,706
	Fund	021	CONVENTION & VISITORS FUND	Totals:	\$3,137,706
<b>023</b>	<b><u>SOUTH CENTRAL BUSINESS DIST</u></b>				
<u>Agency</u>	107	BUDGET AND MANAGEMENT			
<u>Organization</u>	BMGT	BUDGET & MANAGEMENT			
	2400	DEBT SERVICE			\$1,162,292
		BMGT	BUDGET & MANAGEMENT	Totals:	\$1,162,292
	<u>Agency</u>	107	BUDGET AND MANAGEMENT	Totals:	\$1,162,292
	Fund	023	SOUTH CENTRAL BUSINESS DIST	Totals:	\$1,162,292
<b>026</b>	<b><u>DIRKSEN PKWY COMM REDEV - 12.18.2035</u></b>				
<u>Agency</u>	111	ECONOMIC DEVELOPMENT			
<u>Organization</u>	DEVL	ECONOMIC DEVELOPMENT			
	2100	AWARDS AND GRANTS			\$425,000
		DEVL	ECONOMIC DEVELOPMENT	Totals:	\$425,000
	<u>Agency</u>	111	ECONOMIC DEVELOPMENT	Totals:	\$425,000
	Fund	026	DIRKSEN PKWY COMM REDEV -	Totals:	\$425,000
<b>028</b>	<b><u>TIF ENOS PARK PROJECT FUND -</u></b>				
<u>Agency</u>	111	ECONOMIC DEVELOPMENT			
<u>Organization</u>	DEVL	ECONOMIC DEVELOPMENT			
	1100	PERSONAL SERVICES & FRINGE BENEFITS			\$21,704
	2100	AWARDS AND GRANTS			\$1,425,000
		DEVL	ECONOMIC DEVELOPMENT	Totals:	\$1,446,704
	<u>Agency</u>	111	ECONOMIC DEVELOPMENT	Totals:	\$1,446,704
	Fund	028	TIF ENOS PARK PROJECT FUND -	Totals:	\$1,446,704
<b>029</b>	<b><u>MACARTHUR BOULEVARD TIF - 2.21.2035</u></b>				
<u>Agency</u>	111	ECONOMIC DEVELOPMENT			
<u>Organization</u>	DEVL	ECONOMIC DEVELOPMENT			



**CITY OF SPRINGFIELD APPROPRIATION  
FY2020**

by Fund, Agency, Organization and Major Object  
(Object Class)

11  
Exhibit #2

FY 2020

<u>Fund</u>	<u>Agency</u>	<u>Organization</u>	<u>Major Object</u>	
	2100	AWARDS AND GRANTS		\$155,000
		DEVL	ECONOMIC DEVELOPMENT	Totals: \$155,000
	<u>Agency</u>	111	ECONOMIC DEVELOPMENT	Totals: \$155,000
	Fund	029	MACARTHUR BOULEVARD TIF -	Totals: \$155,000
<u>036</u>	<u>MOTOR VEHICLE PARKING FUND</u>			
<u>Agency</u>	110	PUBLIC WORKS		
<u>Organization</u>	PARK	MOTOR VEHICLE PARKING		
	1100	PERSONAL SERVICES & FRINGE BENEFITS		\$660,217
	1200	CONTRACTUAL SERVICES		\$75,625
	1400	COMMODITIES		\$13,600
	1500	EQUIPMENT		\$400
	1600	ELECTRONIC DATA PROCESSING		\$9,900
	1700	TELECOMMUNICATIONS		\$2,300
	1800	OPERATION OF AUTOMOTIVE EQUIP		\$25,415
	2600	TRAVEL		\$1,000
		PARK	MOTOR VEHICLE PARKING	Totals: \$788,457
	<u>Agency</u>	110	PUBLIC WORKS	Totals: \$788,457
	Fund	036	MOTOR VEHICLE PARKING FUND	Totals: \$788,457
<u>041</u>	<u>MOTOR FUEL TAX FUND</u>			
<u>Agency</u>	110	PUBLIC WORKS		
<u>Organization</u>	GAST	GAS TAX		
	1200	CONTRACTUAL SERVICES		\$20,000
	1400	COMMODITIES		\$600,000
	2300	PERMANENT IMPROVEMENTS		\$14,000,000
		GAST	GAS TAX	Totals: \$14,620,000
	<u>Agency</u>	110	PUBLIC WORKS	Totals: \$14,620,000
	Fund	041	MOTOR FUEL TAX FUND	Totals: \$14,620,000
<u>048</u>	<u>TIF NORTHEAST PROJECT FUND</u>			



**CITY OF SPRINGFIELD APPROPRIATION  
FY2020**

by Fund, Agency, Organization and Major Object  
(Object Class)

12  
Exhibit #2

FY 2020

---

**Fund      Agency      Organization      Major Object**

<u>Agency</u>	107	BUDGET AND MANAGEMENT		
<u>Organization</u>	BMGT	BUDGET & MANAGEMENT		
	2100	AWARDS AND GRANTS		\$678,000
		BMGT	BUDGET & MANAGEMENT	Totals: \$678,000
<u>Agency</u>	107	BUDGET AND MANAGEMENT		Totals: \$678,000
Fund	048	TIF NORTHEAST PROJECT FUND		Totals: \$678,000

**049      RECYCLING FUND**

<u>Agency</u>	110	PUBLIC WORKS		
<u>Organization</u>	WAST	SOLID WASTE		
	1100	PERSONAL SERVICES & FRINGE BENEFITS		\$82,444
	1200	CONTRACTUAL SERVICES		\$1,511,400
	1400	COMMODITIES		\$58,900
	1600	ELECTRONIC DATA PROCESSING		\$550
	1700	TELECOMMUNICATIONS		\$750
	2600	TRAVEL		\$1,200
		WAST	SOLID WASTE	Totals: \$1,655,244
<u>Agency</u>	110	PUBLIC WORKS		Totals: \$1,655,244
Fund	049	RECYCLING FUND		Totals: \$1,655,244

**050      COMMUNITY DEV BLOCK GRANT FUND**

<u>Agency</u>	111	ECONOMIC DEVELOPMENT		
<u>Organization</u>	DEVL	ECONOMIC DEVELOPMENT		
	1100	PERSONAL SERVICES & FRINGE BENEFITS		\$335,009
	1200	CONTRACTUAL SERVICES		\$81,824
	1400	COMMODITIES		\$200
	1600	ELECTRONIC DATA PROCESSING		\$2,250
	2100	AWARDS AND GRANTS		\$1,600,000
	2600	TRAVEL		\$4,750
		DEVL	ECONOMIC DEVELOPMENT	Totals: \$2,024,033



**CITY OF SPRINGFIELD APPROPRIATION  
FY2020**

by Fund, Agency, Organization and Major Object  
(Object Class)

13  
Exhibit #2

FY 2020

<u>Fund</u>	<u>Agency</u>	<u>Organization</u>	<u>Major Object</u>		
	<u>Agency</u>	111	ECONOMIC DEVELOPMENT	Totals:	\$2,024,033
	Fund	050	COMMUNITY DEV BLOCK GRANT	Totals:	\$2,024,033
<b>051</b>	<b><u>CDBG HOME PROGRAM FUND</u></b>				
<u>Agency</u>	111	ECONOMIC DEVELOPMENT			
<u>Organization</u>	DEVL	ECONOMIC DEVELOPMENT			
	1900	INTERFUND TRANSFERS			\$104,100
	2100	AWARDS AND GRANTS			\$860,000
		DEVL	ECONOMIC DEVELOPMENT	Totals:	\$964,100
	<u>Agency</u>	111	ECONOMIC DEVELOPMENT	Totals:	\$964,100
	Fund	051	CDBG HOME PROGRAM FUND	Totals:	\$964,100
<b>062</b>	<b><u>SOUTH GRAND POINTE TIF PROJ -</u></b>				
<u>Agency</u>	111	ECONOMIC DEVELOPMENT			
<u>Organization</u>	DEVL	ECONOMIC DEVELOPMENT			
	1100	PERSONAL SERVICES & FRINGE BENEFITS			\$28,941
	2100	AWARDS AND GRANTS			\$2,800,000
		DEVL	ECONOMIC DEVELOPMENT	Totals:	\$2,828,941
	<u>Agency</u>	111	ECONOMIC DEVELOPMENT	Totals:	\$2,828,941
	Fund	062	SOUTH GRAND POINTE TIF PROJ -	Totals:	\$2,828,941
<b>065</b>	<b><u>UNEMPLOYMENT COMPENSATION ESCR</u></b>				
<u>Agency</u>	107	BUDGET AND MANAGEMENT			
<u>Organization</u>	BMGT	BUDGET & MANAGEMENT			
	1100	PERSONAL SERVICES & FRINGE BENEFITS			\$100,000
		BMGT	BUDGET & MANAGEMENT	Totals:	\$100,000
	<u>Agency</u>	107	BUDGET AND MANAGEMENT	Totals:	\$100,000
	Fund	065	UNEMPLOYMENT COMPENSATION	Totals:	\$100,000
<b>069</b>	<b><u>POLICE LABORATORY FUND</u></b>				
<u>Agency</u>	112	POLICE			



**CITY OF SPRINGFIELD APPROPRIATION  
FY2020**

by Fund, Agency, Organization and Major Object  
(Object Class)

14  
Exhibit #2

FY 2020

<b>Fund</b>	<b>Agency</b>	<b>Organization</b>	<b>Major Object</b>		
<u>Organization</u>	POLC	POLICE			
	1200	CONTRACTUAL SERVICES			\$500
	1400	COMMODITIES			\$3,500
	1500	EQUIPMENT			\$2,000
		POLC	POLICE	Totals:	\$6,000
<u>Agency</u>	112	POLICE		Totals:	\$6,000
	Fund	069	POLICE LABORATORY FUND	Totals:	\$6,000
<b>070</b>	<b><u>STATE DRUG PROFIT FORFEITURE</u></b>				
<u>Agency</u>	112	POLICE			
<u>Organization</u>	POLC	POLICE			
	1200	CONTRACTUAL SERVICES			\$29,000
	1400	COMMODITIES			\$52,000
	1500	EQUIPMENT			\$20,000
	2600	TRAVEL			\$9,600
		POLC	POLICE	Totals:	\$110,600
<u>Agency</u>	112	POLICE		Totals:	\$110,600
	Fund	070	STATE DRUG PROFIT FORFEITURE	Totals:	\$110,600
<b>071</b>	<b><u>POLICE EVIDENCE FUND</u></b>				
<u>Agency</u>	112	POLICE			
<u>Organization</u>	POLC	POLICE			
	2500	REFUNDS			\$130,000
		POLC	POLICE	Totals:	\$130,000
<u>Agency</u>	112	POLICE		Totals:	\$130,000
	Fund	071	POLICE EVIDENCE FUND	Totals:	\$130,000
<b>073</b>	<b><u>FEDERAL DRUG PROFIT FORFEITURE</u></b>				
<u>Agency</u>	112	POLICE			
<u>Organization</u>	POLC	POLICE			
	1200	CONTRACTUAL SERVICES			\$6,000



**CITY OF SPRINGFIELD APPROPRIATION  
FY2020**

by Fund, Agency, Organization and Major Object  
(Object Class)

15  
Exhibit #2

FY 2020

<u>Fund</u>	<u>Agency</u>	<u>Organization</u>	<u>Major Object</u>	
		1400	COMMODITIES	\$90,000
		1500	EQUIPMENT	\$35,000
		1600	ELECTRONIC DATA PROCESSING	\$11,500
		2600	TRAVEL	\$14,000
		POLC	POLICE	Totals: \$156,500
	<u>Agency</u>	112	POLICE	Totals: \$156,500
	Fund	073	FEDERAL DRUG PROFIT FORFEITURE	Totals: \$156,500
<u>074</u>	<u>COS SELF INSURANCE FUND</u>			
<u>Agency</u>	107	BUDGET AND MANAGEMENT		
<u>Organization</u>	BMGT	BUDGET & MANAGEMENT		
	1100	PERSONAL SERVICES & FRINGE BENEFITS		\$1,905,000
	1200	CONTRACTUAL SERVICES		\$34,078,000
	1400	COMMODITIES		\$4,000
	2200	AWRDS, BENE, & TREATMT-INJ EMP		\$4,380,000
		BMGT	BUDGET & MANAGEMENT	Totals: \$40,367,000
	<u>Agency</u>	107	BUDGET AND MANAGEMENT	Totals: \$40,367,000
	Fund	074	COS SELF INSURANCE FUND	Totals: \$40,367,000
<u>077</u>	<u>LOCAL LAW ENFORCE BLOCK GRANT</u>			
<u>Agency</u>	112	POLICE		
<u>Organization</u>	POLC	POLICE		
	1200	CONTRACTUAL SERVICES		\$4,835
	1500	EQUIPMENT		\$213,689
	1600	ELECTRONIC DATA PROCESSING		\$635,912
	2100	AWARDS AND GRANTS		\$26,195
		POLC	POLICE	Totals: \$880,631
	<u>Agency</u>	112	POLICE	Totals: \$880,631
	Fund	077	LOCAL LAW ENFORCE BLOCK GRANT	Totals: \$880,631
<u>078</u>	<u>FLEXIBLE BENEFITS PLAN FUND</u>			



**CITY OF SPRINGFIELD APPROPRIATION  
FY2020**

by Fund, Agency, Organization and Major Object  
(Object Class)

16  
Exhibit #2

FY 2020

<u>Fund</u>	<u>Agency</u>	<u>Organization</u>	<u>Major Object</u>		
<u>Agency</u>	107		BUDGET AND MANAGEMENT		
<u>Organization</u>	BMGT		BUDGET & MANAGEMENT		
	1200		CONTRACTUAL SERVICES		\$16,000
		BMGT	BUDGET & MANAGEMENT	Totals:	\$16,000
<u>Agency</u>	107		BUDGET AND MANAGEMENT	Totals:	\$16,000
	Fund	078	FLEXIBLE BENEFITS PLAN FUND	Totals:	\$16,000
<b>084</b>	<b><u>SPEC ALLOCATION PROJ ACC - 12.27.2028</u></b>				
<u>Agency</u>	111		ECONOMIC DEVELOPMENT		
<u>Organization</u>	DEVL		ECONOMIC DEVELOPMENT		
	1100		PERSONAL SERVICES & FRINGE BENEFITS		\$232,386
	1200		CONTRACTUAL SERVICES		\$86,224
	1400		COMMODITIES		\$800
	1500		EQUIPMENT		\$500
	1600		ELECTRONIC DATA PROCESSING		\$2,750
	2100		AWARDS AND GRANTS		\$2,900,715
	2600		TRAVEL		\$3,500
		DEVL	ECONOMIC DEVELOPMENT	Totals:	\$3,226,875
<u>Agency</u>	111		ECONOMIC DEVELOPMENT	Totals:	\$3,226,875
	Fund	084	SPEC ALLOCATION PROJ ACC -	Totals:	\$3,226,875
<b>094</b>	<b><u>CAPITAL EQUIPMENT FUND</u></b>				
<u>Agency</u>	107		BUDGET AND MANAGEMENT		
<u>Organization</u>	GENC		GENERAL CITY		
	1500		EQUIPMENT		\$4,250,000
	2400		DEBT SERVICE		\$766,920
		GENC	GENERAL CITY	Totals:	\$5,016,920
<u>Agency</u>	107		BUDGET AND MANAGEMENT	Totals:	\$5,016,920
<u>Agency</u>	116		LINCOLN LIBRARY		
<u>Organization</u>	LIBR		LINCOLN LIBRARY		





**CITY OF SPRINGFIELD APPROPRIATION  
FY2020**

by Fund, Agency, Organization and Major Object  
(Object Class)

17  
Exhibit #2

FY 2020

<u>Fund</u>	<u>Agency</u>	<u>Organization</u>	<u>Major Object</u>		
	1600		ELECTRONIC DATA PROCESSING		\$125,000
		LIBR	LINCOLN LIBRARY	Totals:	\$125,000
	<u>Agency</u>	116	LINCOLN LIBRARY	Totals:	\$125,000
	Fund	094	CAPITAL EQUIPMENT FUND	Totals:	\$5,141,920
<b>095</b>	<b><u>CAPITAL IMPROVEMENTS FUND</u></b>				
<u>Agency</u>	107		BUDGET AND MANAGEMENT		
<u>Organization</u>	BMGT		BUDGET & MANAGEMENT		
	1200		CONTRACTUAL SERVICES		\$200,000
	1900		INTERFUND TRANSFERS		\$300,000
	2400		DEBT SERVICE		\$1,639,277
		bmgt	BUDGET & MANAGEMENT	Totals:	\$2,139,277
<u>Organization</u>	GENC		GENERAL CITY		
	1200		CONTRACTUAL SERVICES		\$12,552,200
	2300		PERMANENT IMPROVEMENTS		\$965,800
	2400		DEBT SERVICE		\$7,414,788
		GENC	GENERAL CITY	Totals:	\$20,932,788
	<u>Agency</u>	107	BUDGET AND MANAGEMENT	Totals:	\$23,072,065
<u>Agency</u>	108		FIRE		
<u>Organization</u>	FIRE		FIRE		
	2300		PERMANENT IMPROVEMENTS		\$100,000
		FIRE	FIRE	Totals:	\$100,000
	<u>Agency</u>	108	FIRE	Totals:	\$100,000
<u>Agency</u>	110		PUBLIC WORKS		
<u>Organization</u>	WORK		PUBLIC WORKS		
	1100		PERSONAL SERVICES & FRINGE BENEFITS		\$273,386
		WORK	PUBLIC WORKS	Totals:	\$273,386
	<u>Agency</u>	110	PUBLIC WORKS	Totals:	\$273,386
<u>Agency</u>	116		LINCOLN LIBRARY		



**CITY OF SPRINGFIELD APPROPRIATION  
FY2020**

by Fund, Agency, Organization and Major Object  
(Object Class)

18  
Exhibit #2

FY 2020

---

<u>Fund</u>	<u>Agency</u>	<u>Organization</u>	<u>Major Object</u>		
<u>Organization</u>	LIBR	LINCOLN LIBRARY			
	2300	PERMANENT IMPROVEMENTS			\$30,000
		LIBR	LINCOLN LIBRARY	Totals:	\$30,000
<u>Agency</u>	116	LINCOLN LIBRARY		Totals:	\$30,000
<u>Fund</u>	095	CAPITAL IMPROVEMENTS FUND		Totals:	\$23,475,451
				FY2020 Budget	\$255,687,301

098-02-19

## FY2020 CWLP EXPENDITURE BUDGET

## EXHIBIT 2 - AS AMENDED

<u>FUND</u>	<u>AGENCY</u>	<u>OBJECT CLASS</u>	<u>OBJECT CLASS NAME</u>	<u>FY2020 REQUEST</u>
<b>WATER FUND</b>				
<b>ENGINEERING / OPERATIONS</b>				
101	100	1100	PERSONAL SERVICES	\$ 10,155,512
101	100	1200	CONTRACTUAL SERVICES	2,354,701
101	100	1400	COMMODITIES	2,732,285
101	100	1500	EQUIPMENT	419,450
101	100	1600	ELECTRONIC DATA PROCESSING	146,625
101	100	1700	TELECOMMUNICATIONS	58,480
101	100	2300	PERMANENT IMPROVEMENTS	17,260,000
101	100	2500	REFUNDS	30,000
101	100	2600	TRAVEL	28,510
<b>TOTAL ENGINEERING / OPERATIONS</b>				<b>33,185,563</b>
<b>ADMINISTRATIVE SERVICES</b>				
101	200	1100	PERSONAL SERVICES	3,422,275
101	200	1200	CONTRACTUAL SERVICES	598,180
101	200	1400	COMMODITIES	212,034
101	200	1500	EQUIPMENT	75,250
101	200	1600	ELECTRONIC DATA PROCESSING	486,129
101	200	1700	TELECOMMUNICATIONS	5,145
101	200	1800	OPERATION OF AUTOMOTIVE EQUIPMENT	739,729
101	200	2200	AWARDS, BENEFITS AND TREATMENT EXPENSE, INJURED EMPLOYEES	227,196
101	200	2300	PERMANENT IMPROVEMENTS	25,000
101	200	2600	TRAVEL	2,411
<b>TOTAL ADMINISTRATIVE SERVICES</b>				<b>5,793,349</b>
<b>FINANCE</b>				
101	300	1100	PERSONAL SERVICES	784,392
101	300	1200	CONTRACTUAL SERVICES	2,248,953
101	300	1400	COMMODITIES	33,247
101	300	1500	EQUIPMENT	750
101	300	1600	ELECTRONIC DATA PROCESSING	54,734
101	300	1700	TELECOMMUNICATIONS	45,185
101	300	1900	INTERFUND CASH TRANSFERS	432,325
101	300	2300	PERMANENT IMPROVEMENTS	3,000
101	300	2400	DEBT SERVICE	6,165,018
101	300	2600	TRAVEL	4,086
<b>TOTAL FINANCE</b>				<b>9,771,690</b>
<b>REGULATORY AFFAIRS</b>				
101	400	1100	PERSONAL SERVICES	179,744
101	400	1200	CONTRACTUAL SERVICES	28,378
101	400	1400	COMMODITIES	5,981
101	400	1500	EQUIPMENT	6,999
101	400	1600	ELECTRONIC DATA PROCESSING	2,920
101	400	1700	TELECOMMUNICATIONS	300
101	400	2600	TRAVEL	3,166
<b>TOTAL REGULATORY AFFAIRS</b>				<b>227,488</b>
<b>TOTAL WATER FUND</b>				<b>\$ 48,978,090</b>

## FY2020 CWLP EXPENDITURE BUDGET

## EXHIBIT 2 - AS AMENDED

<u>FUND</u>	<u>AGENCY</u>	<u>OBJECT CLASS</u>	<u>OBJECT CLASS NAME</u>	<u>FY2020 REQUEST</u>
<b>ELECTRIC FUND</b>				
<b>ENGINEERING / OPERATIONS</b>				
102	100	1100	PERSONAL SERVICES	\$ 45,999,696
102	100	1200	CONTRACTUAL SERVICES	38,533,835
102	100	1400	COMMODITIES	63,893,607
102	100	1500	EQUIPMENT	1,122,457
102	100	1600	ELECTRONIC DATA PROCESSING	687,447
102	100	1700	TELECOMMUNICATIONS	352,000
102	100	2300	PERMANENT IMPROVEMENTS	9,756,000
102	100	2500	REFUNDS	337,000
102	100	2600	TRAVEL	90,030
<b>TOTAL ENGINEERING / OPERATIONS</b>				<b>160,772,072</b>
<b>ADMINISTRATIVE SERVICES</b>				
102	200	1100	PERSONAL SERVICES	5,676,454
102	200	1200	CONTRACTUAL SERVICES	2,164,701
102	200	1400	COMMODITIES	84,871
102	200	1500	EQUIPMENT	21,250
102	200	1600	ELECTRONIC DATA PROCESSING	2,746,631
102	200	1700	TELECOMMUNICATIONS	19,355
102	200	1800	OPERATION OF AUTOMOTIVE EQUIPMENT	1,898,449
102	200	2200	AWARDS, BENEFITS AND TREATMENT EXPENSE, INJURED EMPLOYEES	915,682
102	200	2300	PERMANENT IMPROVEMENTS	2,000
102	200	2600	TRAVEL	13,542
<b>TOTAL ADMINISTRATIVE SERVICES</b>				<b>13,542,935</b>
<b>FINANCE</b>				
102	300	1100	PERSONAL SERVICES	4,230,676
102	300	1200	CONTRACTUAL SERVICES	13,353,161
102	300	1400	COMMODITIES	188,410
102	300	1500	EQUIPMENT	4,250
102	300	1600	ELECTRONIC DATA PROCESSING	310,163
102	300	1700	TELECOMMUNICATIONS	150,542
102	300	1900	INTERFUND CASH TRANSFERS	9,115,614
102	300	2300	PERMANENT IMPROVEMENTS	17,000
102	300	2400	DEBT SERVICE	36,680,475
102	300	2500	REFUNDS	25,000
102	300	2600	TRAVEL	23,154
<b>TOTAL FINANCE</b>				<b>64,098,445</b>
<b>REGULATORY AFFAIRS</b>				
102	400	1100	PERSONAL SERVICES	1,438,383
102	400	1200	CONTRACTUAL SERVICES	1,016,456
102	400	1400	COMMODITIES	29,166
102	400	1500	EQUIPMENT	39,661
102	400	1600	ELECTRONIC DATA PROCESSING	17,300
102	400	1700	TELECOMMUNICATIONS	1,700
102	400	2300	PERMANENT IMPROVEMENTS	175,000
102	400	2600	TRAVEL	22,303
<b>TOTAL REGULATORY AFFAIRS</b>				<b>2,739,969</b>
<b>TOTAL ELECTRIC FUND</b>				<b>\$ 241,153,421</b>
<b>TOTAL CWLP</b>				<b>\$ 290,131,511</b>

ORDINANCE FACT SHEET

ORD. REQUEST FORM NO: \_\_\_\_\_

DATE OF 1ST READING: 2/5/19

OFFICE REQUESTING: Office of Budget and Management

CONTACT PERSON: William D. McCarty, Director

PHONE NUMBER: 789-2191

EMERGENCY PASSAGE: No ☒ Yes ☐ If yes, explain justification.

TYPE OF ORDINANCE: Annual Appropriation FY20

FISCAL IMPACT: \_\_\_\_\_

(If amending a previous ordinance, please attach a copy of the previous ordinance)

SUGGESTED TITLE:

ANNUAL APPROPRIATION ORDINANCE OF THE CITY OF SPRINGFIELD, ILLINOIS, FOR THE FISCAL YEAR BEGINNING MARCH 1, 2019, AND ENDING FEBRUARY 29, 2020.

Please list supporting documentation (i.e., contract, agreement, change order, bid book, etc.)

Exhibit #1: COS FY 20 Total Resources

Exhibit #2: COS Appropriation FY20

CONTRACTOR / VENDOR NAME: \_\_\_\_\_

VENDOR NO: \_\_\_\_\_

CONTRACT TERM: \_\_\_\_\_

Change in Scope

Yes ☐ No ☐

CONTRACT AMOUNT: \_\_\_\_\_

(Original amount if change order)

Change Order # \_\_\_\_\_

Additional Amount \_\_\_\_\_

Method of Purchase (check one)

Previous Ord #'s

464-11-18 Tax Levy Ord FY19

☐ Low Bid

☐ Other: \_\_\_\_\_

Is Purchasing Agent approval required? No ☒ Yes ☐

☐ Low Bid Meeting Specs

☐ Exception: \_\_\_\_\_

Is Purchasing Agent approval attached? No ☒ Yes ☐

☐ Low Evaluated Bid

Code Provision: \_\_\_\_\_

Accounting information (if more than four accounts, please attach list)

REVENUE

	Fund	Agency	Org	Activity	Object	Amount
1						
2						
3						
4						

EXPENDITURE

	Fund	Agency	Org	Activity	Object	Amount
1						
2						
3						
4						

FUNDS CHECK BY: \_\_\_\_\_

Date: \_\_\_\_\_

DIRECTOR / SUPERVISOR SIGNATURE \_\_\_\_\_

Date: \_\_\_\_\_

CITY PURCHASING AGENT: \_\_\_\_\_

Date: \_\_\_\_\_

COMMENTS

This ordinance establishes the Fiscal Year 2020 budgetary authority for the City of Springfield.

SIGN OFF: \_\_\_\_\_

(Mayor's Signature)

(Director of OBM)