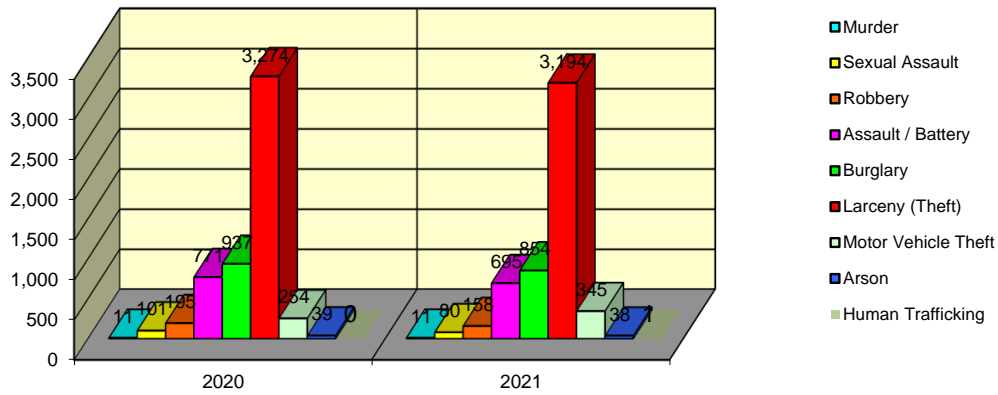


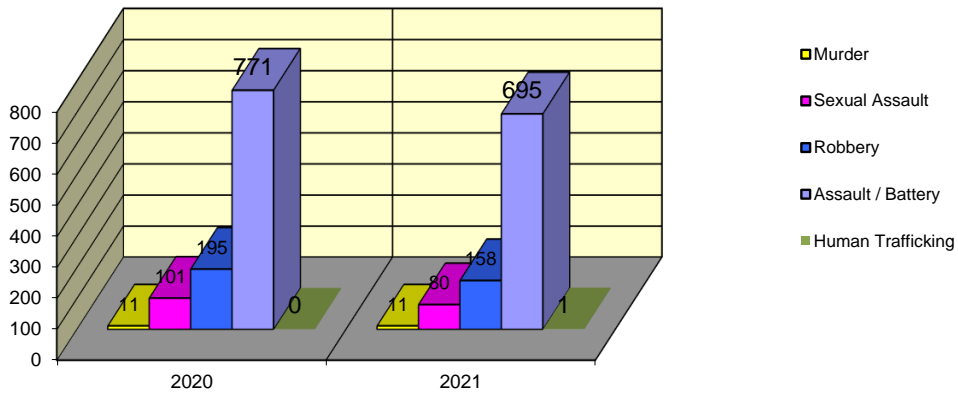
**CITY WIDE  
PART I INDEX CRIMES BY OFFENSE HEADING  
YEAR-TO-DATE COMPARISON  
JANUARY - DECEMBER**

UCR	OFFENSE HEADING	2020		2021	
	<b>MURDER</b>		<b>11</b>		<b>11</b>
0110	Homicide - First Degree	11		11	
0130	Homicide - Second Degree	0		0	
	<b>SEXUAL ASSAULT</b>		<b>101</b>		<b>80</b>
0260+	Sexual Assault - Criminal	79		61	
0261	Sexual Assault - Aggravated	12		13	
0280	Pred Criminal Sexual Assault Of A Child	10		6	
0281	Sexual Assault - With an Object	0		0	
	<b>ROBBERY</b>		<b>195</b>		<b>158</b>
0310	Robbery - Armed	32		26	
0320	Robbery - Criminal	9		11	
0330	Robbery - Aggravated	7		7	
0310	Robbery to Person - Armed	76		51	
0320	Robbery to Person - Criminal	58		48	
0330	Robbery to Person - Aggravated	10		5	
0325	Vehicular Hijacking	1		3	
0326	Vehicular Hijacking - Aggravated	2		7	
	<b>AGG ASSAULT / AGG BATTERY</b>		<b>771</b>		<b>695</b>
0410+	Battery - Aggravated	239		254	
0480	Battery - Heinous	0		0	
0485	Battery to Child - Aggravated	4		1	
0488	Aggravated Domestic Battery	230		171	
0490	Ritual Mutilation	0		0	
0495	Battery to Senior Citizen - Aggravated	3		4	
0522	Assault - Aggravated	295		265	
	<b>BURGLARY</b>		<b>937</b>		<b>854</b>
0610	Burglary	428		393	
0625	Burglary - Residential	470		378	
0650	Home Invasion	39		83	
	<b>THEFT (LARCENY)</b>		<b>3,274</b>		<b>3,194</b>
0710	Theft from Motor Vehicle	13		25	
2475	Theft - Parts/Access of Motor Vehicle	136		163	
0760	Burglary - Parts/Access of Motor Vehicle	3		2	
0760	Burglary from Motor Vehicle	647		504	
0770	Vehicular Invasion (W/Intent To Commit Theft)	5		4	
0805	Theft - Lost/Mislaid Property	0		85	
0815	Theft - Over \$500	463		544	
0825	Theft - \$500 and Under	944		926	
0860+	Theft - Retail	1,053		934	
0870	Theft - Pocket Picking	4		0	
0880	Theft - Purse Snatching	1		1	
0890	Theft - From Building	1		3	
0895	Theft - Coin Operated Machine or Device	4		3	
	<b>MOTOR VEHICLE THEFT</b>		<b>254</b>		<b>345</b>
0910	Theft of Motor Vehicle	254		345	
	<b>ARSON</b>		<b>39</b>		<b>38</b>
1010	Arson - Criminal	23		12	
1011	Arson - Residential	0		9	
1025	Arson - Aggravated	8		9	
1035	Criminal Damage (Fire Or Explosives)	0		6	
1311	Criminal Damage (Starts Fire)	8		2	
	<b>HUMAN TRAFFICKING</b>		<b>0</b>		<b>1</b>
1050	Involuntary Sexual Servitude	0		0	
1051	Involuntary Servitude	0		0	
1052	Trafficking for Labor/Recruits	0		0	
1053	Trafficking for Labor/Benefits	0		0	
1531	Promoting Juvenile Prostitution	0		1	
	<b>GRAND TOTAL MONTH</b>		<b>5,582</b>		<b>5,376</b>

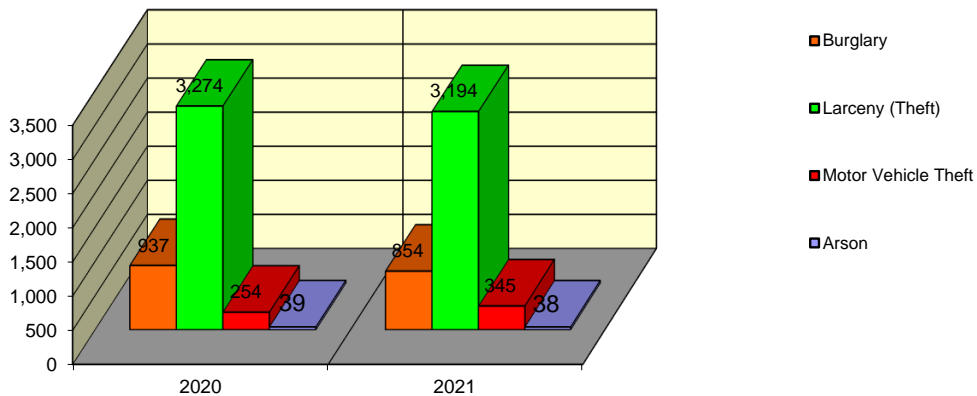
### Springfield Police Department Part I Index Crimes - City Wide - Jan-Dec Comparison



### Springfield Police Department Crimes Against Persons - City Wide - Jan-Dec Comparison



### Springfield Police Department Crimes Against Property - City Wide - Jan-Dec Comparison



**CITY WIDE  
PART I INDEX CRIMES BY OFFENSE HEADING  
YEAR-TO-DATE COMPARISON  
JANUARY - DECEMBER**

OFFENSE HEADING	2020	2021	CHANGE
Murder	11	11	0
Sexual Assault	101	80	-21
Robbery	195	158	-37
Agg Assault / Agg Battery	771	695	-76
Burglary	937	854	-83
Theft (Larceny)	3274	3194	-80
Motor Vehicle Theft	254	345	91
Arson	39	38	-1
Human Trafficking	0	1	1
<b>GRAND TOTAL MONTH</b>	<b>5,582</b>	<b>5,376</b>	<b>-4%</b>

A 4% decrease in offenses scored for all Part I Index Crimes City Wide during the months of January - December 2021.

A 12% decrease in offenses scored for all Crimes Against Persons City Wide during the months of January - December 2021.

A 2% decrease in offenses scored for all Crimes Against Property City Wide during the months of January - December 2021.

**CRIMES AGAINST PERSONS**

OFFENSE HEADING	2020	2021
Murder	11	11
Sexual Assault	101	80
Robbery	195	158
Agg Assault / Agg Battery	771	695
Human Trafficking	0	1
<b>TOTAL</b>	<b>1,078</b>	<b>945</b>
<b>TOTAL % CHANGE</b>		<b>-12%</b>

**CRIMES AGAINST PROPERTY**

OFFENSE HEADING	2020	2021
Burglary	937	854
Theft (Larceny)	3,274	3,194
Motor Vehicle Theft	254	345
Arson	39	38
<b>TOTAL</b>	<b>4,504</b>	<b>4,431</b>
<b>TOTAL % CHANGE</b>		<b>-2%</b>