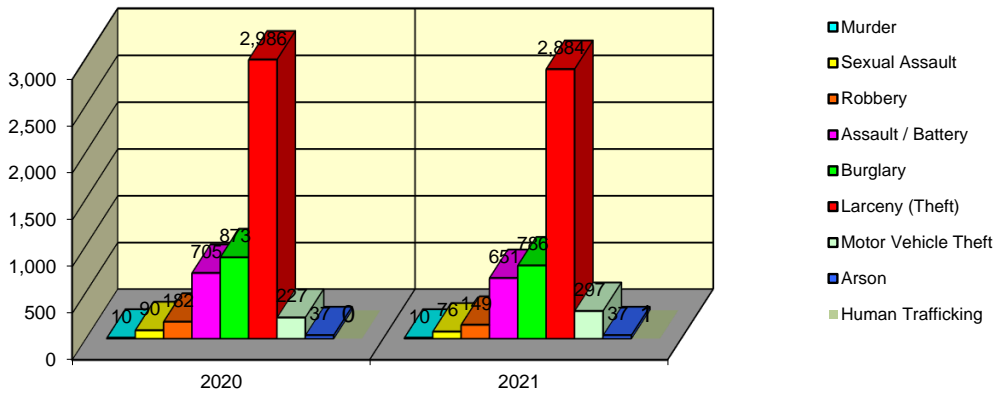


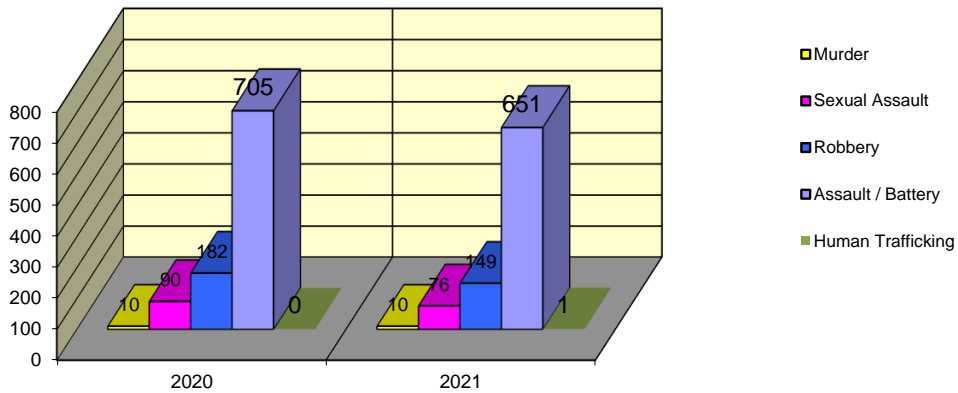
**CITY WIDE
PART I INDEX CRIMES BY OFFENSE HEADING
YEAR-TO-DATE COMPARISON
JANUARY - NOVEMBER**

UCR	OFFENSE HEADING	2020		2021	
	MURDER		10		10
0110	Homicide - First Degree	10		10	
0130	Homicide - Second Degree	0		0	
	SEXUAL ASSAULT		90		76
0260+	Sexual Assault - Criminal	70		57	
0261	Sexual Assault - Aggravated	10		13	
0280	Pred Criminal Sexual Assault Of A Child	10		6	
0281	Sexual Assault - With an Object	0		0	
	ROBBERY		182		149
0310	Robbery - Armed	29		25	
0320	Robbery - Criminal	8		11	
0330	Robbery - Aggravated	6		5	
0310	Robbery to Person - Armed	70		49	
0320	Robbery to Person - Criminal	58		44	
0330	Robbery to Person - Aggravated	8		5	
0325	Vehicular Hijacking	1		3	
0326	Vehicular Hijacking - Aggravated	2		7	
	AGG ASSAULT / AGG BATTERY		705		651
0410+	Battery - Aggravated	221		237	
0480	Battery - Heinous	0		0	
0485	Battery to Child - Aggravated	4		1	
0488	Aggravated Domestic Battery	210		157	
0490	Ritual Mutilation	0		0	
0495	Battery to Senior Citizen - Aggravated	2		4	
0522	Assault - Aggravated	268		252	
	BURGLARY		873		786
0610	Burglary	402		362	
0625	Burglary - Residential	434		345	
0650	Home Invasion	37		79	
	THEFT (LARCENY)		2,986		2,884
0710	Theft from Motor Vehicle	11		25	
2475	Theft - Parts/Access of Motor Vehicle	124		131	
0760	Burglary - Parts/Access of Motor Vehicle	3		2	
0760	Burglary from Motor Vehicle	570		466	
0770	Vehicular Invasion (W/Intent To Commit Theft)	4		4	
0805	Theft - Lost/Mislaid Property	0		79	
0815	Theft - Over \$500	415		489	
0825	Theft - \$500 and Under	864		839	
0860+	Theft - Retail	986		843	
0870	Theft - Pocket Picking	4		0	
0880	Theft - Purse Snatching	1		1	
0890	Theft - From Building	0		2	
0895	Theft - Coin Operated Machine or Device	4		3	
	MOTOR VEHICLE THEFT		227		297
0910	Theft of Motor Vehicle	227		297	
	ARSON		37		37
1010	Arson - Criminal	21		11	
1011	Arson - Residential	0		9	
1025	Arson - Aggravated	8		9	
1035	Criminal Damage (Fire Or Explosives)	0		6	
1311	Criminal Damage (Starts Fire)	8		2	
	HUMAN TRAFFICKING		0		1
1050	Involuntary Sexual Servitude	0		0	
1051	Involuntary Servitude	0		0	
1052	Trafficking for Labor/Recruits	0		0	
1053	Trafficking for Labor/Benefits	0		0	
1531	Promoting Juvenile Prostitution	0		1	
	GRAND TOTAL MONTH		5,110		4,891

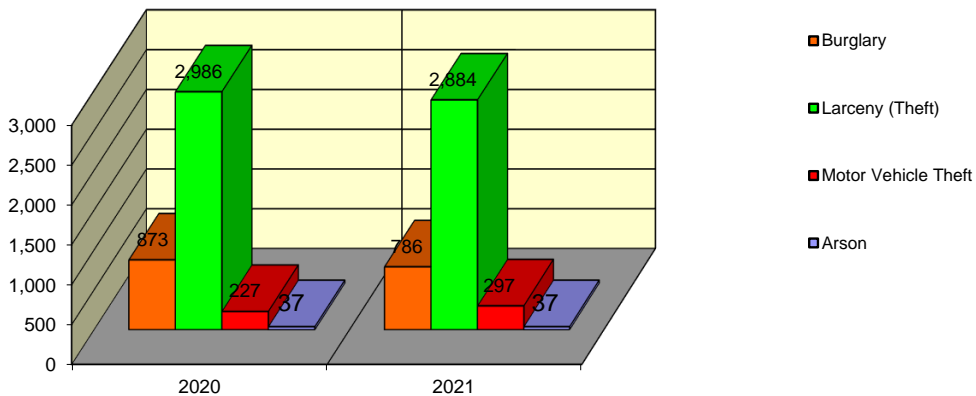
Springfield Police Department Part I Index Crimes - City Wide - Jan-Nov Comparison



Springfield Police Department Crimes Against Persons - City Wide - Jan-Nov Comparison



Springfield Police Department Crimes Against Property - City Wide - Jan-Nov Comparison



**CITY WIDE
PART I INDEX CRIMES BY OFFENSE HEADING
YEAR-TO-DATE COMPARISON
JANUARY - NOVEMBER**

OFFENSE HEADING	2020	2021	CHANGE
Murder	10	10	0
Sexual Assault	90	76	-14
Robbery	182	149	-33
Agg Assault / Agg Battery	705	651	-54
Burglary	873	786	-87
Theft (Larceny)	2986	2884	-102
Motor Vehicle Theft	227	297	70
Arson	37	37	0
Human Trafficking	0	1	1
GRAND TOTAL MONTH	5,110	4,891	-4%

A 4% decrease in offenses scored for all Part I Index Crimes City Wide during the months of January - November 2021.

A 10% decrease in offenses scored for all Crimes Against Persons City Wide during the months of January - November 2021.

A 3% decrease in offenses scored for all Crimes Against Property City Wide during the months of January - November 2021.

CRIMES AGAINST PERSONS

OFFENSE HEADING	2020	2021
Murder	10	10
Sexual Assault	90	76
Robbery	182	149
Agg Assault / Agg Battery	705	651
Human Trafficking	0	1
TOTAL	987	887
TOTAL % CHANGE		-10%

CRIMES AGAINST PROPERTY

OFFENSE HEADING	2020	2021
Burglary	873	786
Theft (Larceny)	2,986	2,884
Motor Vehicle Theft	227	297
Arson	37	37
TOTAL	4,123	4,004
TOTAL % CHANGE		-3%