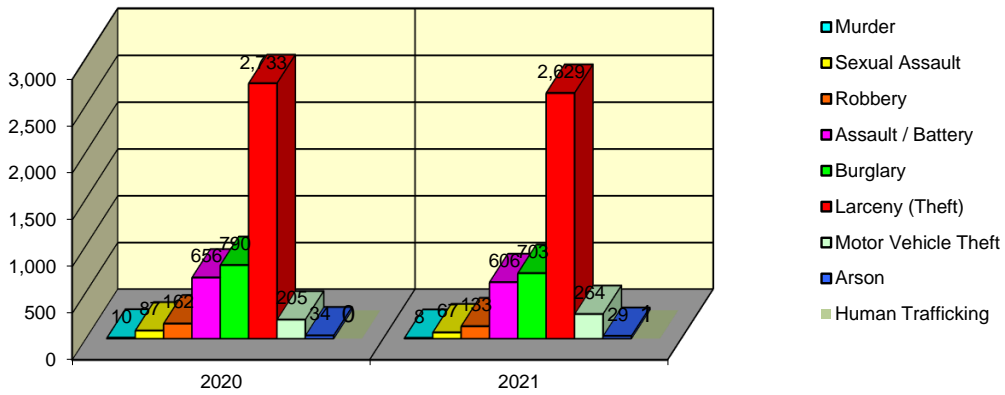


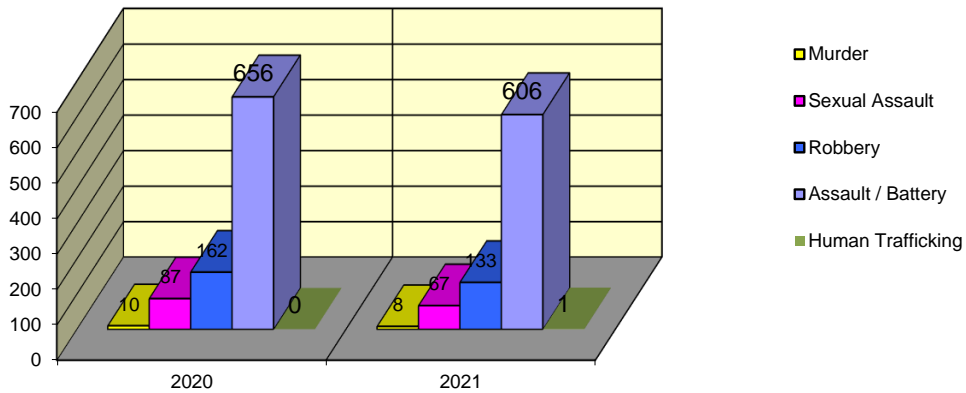
**CITY WIDE  
PART I INDEX CRIMES BY OFFENSE HEADING  
YEAR-TO-DATE COMPARISON  
JANUARY - OCTOBER**

UCR	OFFENSE HEADING	2020		2021	
	<b>MURDER</b>		<b>10</b>		<b>8</b>
0110	Homicide - First Degree	10		8	
0130	Homicide - Second Degree	0		0	
	<b>SEXUAL ASSAULT</b>		<b>87</b>		<b>67</b>
0260	Sexual Assault - Criminal	67		49	
0261	Sexual Assault - Aggravated	10		12	
0280	Pred Criminal Sexual Assault Of A Child	10		6	
0281	Sexual Assault - With an Object	0		0	
	<b>ROBBERY</b>		<b>162</b>		<b>133</b>
0310	Robbery - Armed	24		25	
0320	Robbery - Criminal	8		11	
0330	Robbery - Aggravated	6		3	
0310	Robbery to Person - Armed	62		42	
0320	Robbery to Person - Criminal	52		37	
0330	Robbery to Person - Aggravated	7		5	
0325	Vehicular Hijacking	1		3	
0326	Vehicular Hijacking - Aggravated	2		7	
	<b>AGG ASSAULT / AGG BATTERY</b>		<b>656</b>		<b>606</b>
0410+	Battery - Aggravated	202		221	
0480	Battery - Heinous	0		0	
0485	Battery to Child - Aggravated	4		1	
0488	Aggravated Domestic Battery	199		149	
0490	Ritual Mutilation	0		0	
0495	Battery to Senior Citizen - Aggravated	1		3	
0522	Assault - Aggravated	250		232	
	<b>BURGLARY</b>		<b>790</b>		<b>703</b>
0610	Burglary	367		318	
0625	Burglary - Residential	387		310	
0650	Home Invasion	36		75	
	<b>THEFT (LARCENY)</b>		<b>2,733</b>		<b>2,629</b>
0710	Theft from Motor Vehicle	10		24	
2475	Theft - Parts/Access of Motor Vehicle	111		120	
0760	Burglary - Parts/Access of Motor Vehicle	3		2	
0760	Burglary from Motor Vehicle	516		428	
0770	Vehicular Invasion (W/Intent To Commit Theft)	4		4	
0805	Theft - Lost/Mislaid Property	0		76	
0815	Theft - Over \$500	382		452	
0825	Theft - \$500 and Under	806		766	
0860	Theft - Retail	892		751	
0870	Theft - Pocket Picking	4		0	
0880	Theft - Purse Snatching	1		1	
0890	Theft - From Building	0		2	
0895	Theft - Coin Operated Machine or Device	4		3	
	<b>MOTOR VEHICLE THEFT</b>		<b>205</b>		<b>264</b>
0910	Theft of Motor Vehicle	205		264	
	<b>ARSON</b>		<b>34</b>		<b>29</b>
1010	Arson - Criminal	18		10	
1011	Arson - Residential	0		7	
1025	Arson - Aggravated	8		8	
1035	Criminal Damage (Fire Or Explosives)	0		2	
1311	Criminal Damage (Starts Fire)	8		2	
	<b>HUMAN TRAFFICKING</b>		<b>0</b>		<b>1</b>
1050	Involuntary Sexual Servitude	0		0	
1051	Involuntary Servitude	0		0	
1052	Trafficking for Labor/Recruits	0		0	
1053	Trafficking for Labor/Benefits	0		0	
1531	Promoting Juvenile Prostitution	0		1	
	<b>GRAND TOTAL MONTH</b>		<b>4,677</b>		<b>4,440</b>

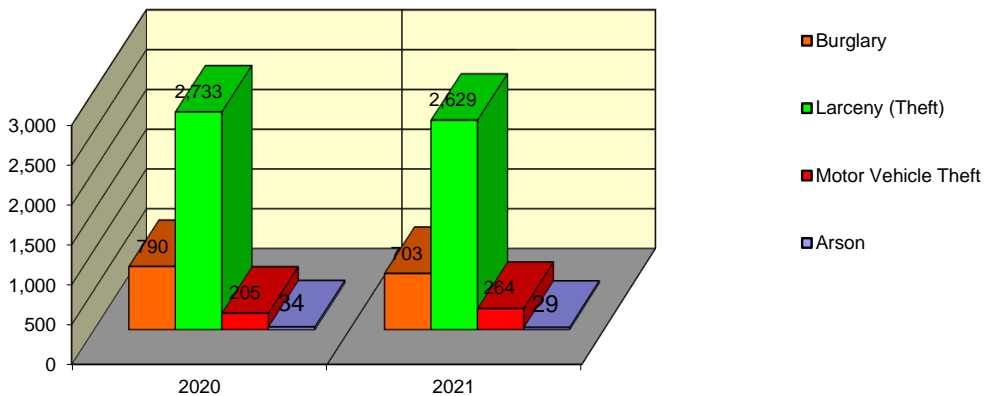
### Springfield Police Department Part I Index Crimes - City Wide - Jan-Oct Comparison



### Springfield Police Department Crimes Against Persons - City Wide - Jan-Oct Comparison



### Springfield Police Department Crimes Against Property - City Wide - Jan-Oct Comparison



**CITY WIDE  
PART I INDEX CRIMES BY OFFENSE HEADING  
YEAR-TO-DATE COMPARISON  
JANUARY - OCTOBER**

OFFENSE HEADING	2020	2021	CHANGE
Murder	10	8	-2
Sexual Assault	87	67	-20
Robbery	162	133	-29
Agg Assault / Agg Battery	656	606	-50
Burglary	790	703	-87
Theft (Larceny)	2733	2629	-104
Motor Vehicle Theft	205	264	59
Arson	34	29	-5
Human Trafficking	0	1	1
<b>GRAND TOTAL MONTH</b>	<b>4,677</b>	<b>4,440</b>	<b>-5%</b>

A 5% decrease in offenses scored for all Part I Index Crimes City Wide during the months of January - October 2021.

An 11% decrease in offenses scored for all Crimes Against Persons City Wide during the months of January - October 2021.

A 4% decrease in offenses scored for all Crimes Against Property City Wide during the months of January - October 2021.

**CRIMES AGAINST PERSONS**

OFFENSE HEADING	2020	2021
Murder	10	8
Sexual Assault	87	67
Robbery	162	133
Agg Assault / Agg Battery	656	606
Human Trafficking	0	1
<b>TOTAL</b>	<b>915</b>	<b>815</b>
<b>TOTAL % CHANGE</b>		<b>-11%</b>

**CRIMES AGAINST PROPERTY**

OFFENSE HEADING	2020	2021
Burglary	790	703
Theft (Larceny)	2,733	2,629
Motor Vehicle Theft	205	264
Arson	34	29
<b>TOTAL</b>	<b>3,762</b>	<b>3,625</b>
<b>TOTAL % CHANGE</b>		<b>-4%</b>