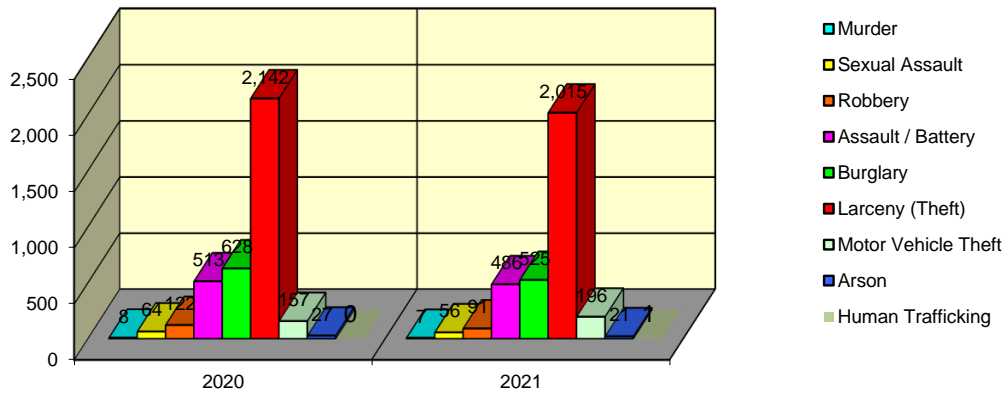


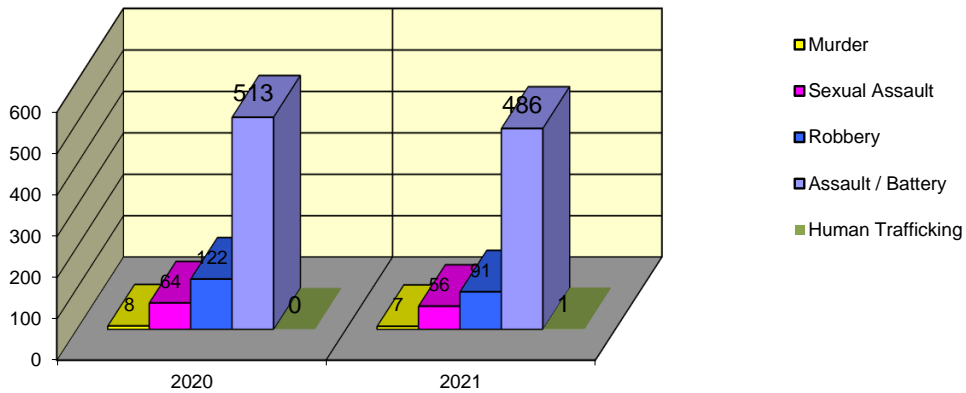
**CITY WIDE
PART I INDEX CRIMES BY OFFENSE HEADING
YEAR-TO-DATE COMPARISON
JANUARY - AUGUST**

UCR	OFFENSE HEADING	2020		2021	
	MURDER		8		7
0110	Homicide - First Degree	8		7	
0130	Homicide - Second Degree	0		0	
	SEXUAL ASSAULT		64		56
0260	Sexual Assault - Criminal	48		40	
0261	Sexual Assault - Aggravated	8		10	
0280	Pred Criminal Sexual Assault Of A Child	8		6	
0281	Sexual Assault - With an Object	0		0	
	ROBBERY		122		91
0310	Robbery - Armed	15		17	
0320	Robbery - Criminal	6		9	
0330	Robbery - Aggravated	5		2	
0310	Robbery to Person - Armed	49		27	
0320	Robbery to Person - Criminal	38		26	
0330	Robbery to Person - Aggravated	6		4	
0325	Vehicular Hijacking	1		2	
0326	Vehicular Hijacking - Aggravated	2		4	
	AGG ASSAULT / AGG BATTERY		513		486
0410+	Battery - Aggravated	152		170	
0480	Battery - Heinous	0		0	
0485	Battery to Child - Aggravated	3		1	
0488	Aggravated Domestic Battery	154		126	
0490	Ritual Mutilation	0		0	
0495	Battery to Senior Citizen - Aggravated	1		3	
0522	Assault - Aggravated	203		186	
	BURGLARY		628		525
0610	Burglary	306		219	
0625	Burglary - Residential	291		245	
0650	Home Invasion	31		61	
	THEFT (LARCENY)		2,142		2,015
0710	Theft from Motor Vehicle	8		16	
2475	Theft - Parts/Access of Motor Vehicle	92		97	
0760	Burglary - Parts/Access of Motor Vehicle	3		2	
0760	Burglary from Motor Vehicle	388		309	
0770	Vehicular Invasion (W/Intent To Commit Theft)	3		4	
0805	Theft - Lost/Mislaid Property	0		63	
0815	Theft - Over \$500	311		352	
0825	Theft - \$500 and Under	625		593	
0860+	Theft - Retail	704		574	
0870	Theft - Pocket Picking	4		0	
0880	Theft - Purse Snatching	1		1	
0890	Theft - From Building	0		1	
0895	Theft - Coin Operated Machine or Device	3		3	
	MOTOR VEHICLE THEFT		157		196
0910	Theft of Motor Vehicle	157		196	
	ARSON		27		21
1010	Arson - Criminal	16		7	
1011	Arson - Residential	0		7	
1025	Arson - Aggravated	6		6	
1035	Criminal Damage (Fire Or Explosives)	5		0	
1311	Criminal Damage (Starts Fire)	0		1	
	HUMAN TRAFFICKING		0		1
1050	Involuntary Sexual Servitude	0		0	
1051	Involuntary Servitude	0		0	
1052	Trafficking for Labor/Recruits	0		0	
1053	Trafficking for Labor/Benefits	0		0	
1531	Promoting Juvenile Prostitution	0		1	
	GRAND TOTAL MONTH		3,661		3,398

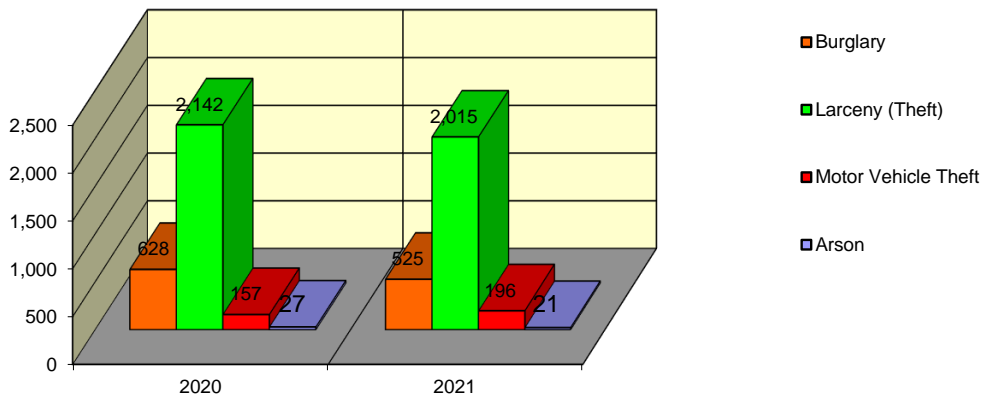
Springfield Police Department Part I Index Crimes - City Wide - Jan-Aug Comparison



Springfield Police Department Crimes Against Persons - City Wide - Jan-Aug Comparison



Springfield Police Department Crimes Against Property - City Wide - Jan-Aug Comparison



**CITY WIDE
PART I INDEX CRIMES BY OFFENSE HEADING
YEAR-TO-DATE COMPARISON
JANUARY - AUGUST**

OFFENSE HEADING	2020	2021	CHANGE
Murder	8	7	-1
Sexual Assault	64	56	-8
Robbery	122	91	-31
Agg Assault / Agg Battery	513	486	-27
Burglary	628	525	-103
Theft (Larceny)	2142	2015	-127
Motor Vehicle Theft	157	196	39
Arson	27	21	-6
Human Trafficking	0	1	1
GRAND TOTAL MONTH	3,661	3,398	-7%

A 7% decrease in offenses scored for all Part I Index Crimes City Wide during the months of January - August 2021.

A 9% decrease in offenses scored for all Crimes Against Persons City Wide during the months of January - August 2021.

A 7% decrease in offenses scored for all Crimes Against Property City Wide during the months of January - August 2021.

CRIMES AGAINST PERSONS

OFFENSE HEADING	2020	2021
Murder	8	7
Sexual Assault	64	56
Robbery	122	91
Agg Assault / Agg Battery	513	486
Human Trafficking	0	1
TOTAL	707	641
TOTAL % CHANGE		-9%

CRIMES AGAINST PROPERTY

OFFENSE HEADING	2020	2021
Burglary	628	525
Theft (Larceny)	2,142	2,015
Motor Vehicle Theft	157	196
Arson	27	21
TOTAL	2,954	2,757
TOTAL % CHANGE		-7%