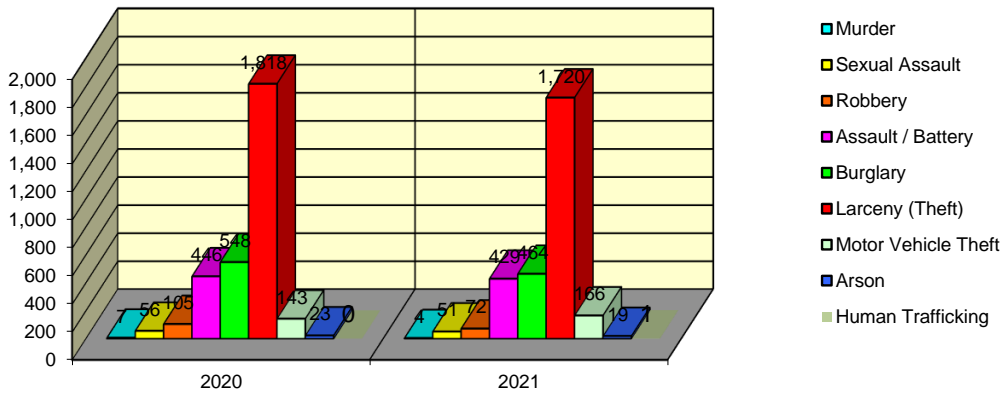


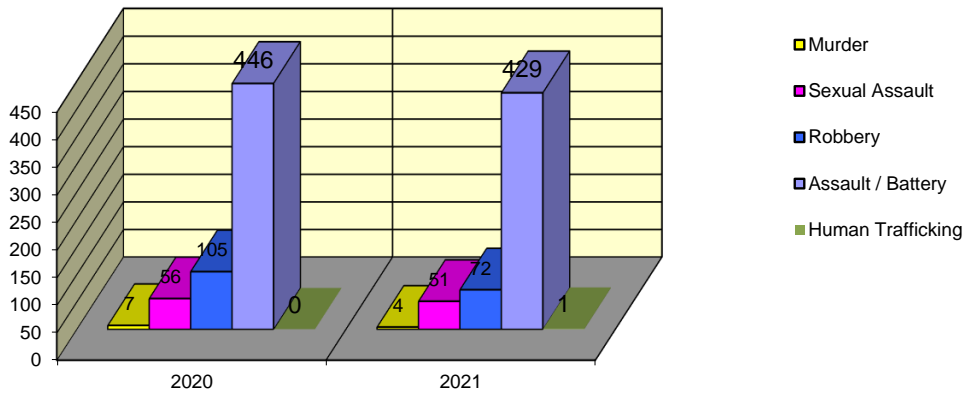
**CITY WIDE
PART I INDEX CRIMES BY OFFENSE HEADING
YEAR-TO-DATE COMPARISON
JANUARY - JULY**

UCR	OFFENSE HEADING	2020		2021	
	MURDER		7		4
0110	Homicide - First Degree	7		4	
0130	Homicide - Second Degree	0		0	
	SEXUAL ASSAULT		56		51
0260	Sexual Assault - Criminal	42		35	
0261	Sexual Assault - Aggravated	7		10	
0280	Pred Criminal Sexual Assault Of A Child	7		6	
0281	Sexual Assault - With an Object	0		0	
	ROBBERY		105		72
0310	Robbery - Armed	13		9	
0320	Robbery - Criminal	3		1	
0330	Robbery - Aggravated	5		2	
0310	Robbery to Person - Armed	41		27	
0320	Robbery to Person - Criminal	37		26	
0330	Robbery to Person - Aggravated	6		3	
0325	Vehicular Hijacking	0		1	
0326	Vehicular Hijacking - Aggravated	0		3	
	AGG ASSAULT / AGG BATTERY		446		429
0410+	Battery - Aggravated	129		150	
0480	Battery - Heinous	0		0	
0485	Battery to Child - Aggravated	3		1	
0488	Aggravated Domestic Battery	140		111	
0490	Ritual Mutilation	0		0	
0495	Battery to Senior Citizen - Aggravated	1		3	
0522	Assault - Aggravated	173		164	
	BURGLARY		548		464
0610	Burglary	273		185	
0625	Burglary - Residential	245		223	
0650	Home Invasion	30		56	
	THEFT (LARCENY)		1,818		1,720
0710	Theft from Motor Vehicle	6		14	
2475	Theft - Parts/Access of Motor Vehicle	79		81	
0760	Burglary - Parts/Access of Motor Vehicle	2		2	
0760	Burglary from Motor Vehicle	318		258	
0770	Vehicular Invasion (W/Intent To Commit Theft)	3		3	
0805	Theft - Lost/Mislaid Property	0		52	
0815	Theft - Over \$500	257		292	
0825	Theft - \$500 and Under	530		515	
0860	Theft - Retail	615		498	
0870	Theft - Pocket Picking	4		0	
0880	Theft - Purse Snatching	1		1	
0890	Theft - From Building	0		1	
0895	Theft - Coin Operated Machine or Device	3		3	
	MOTOR VEHICLE THEFT		143		166
0910	Theft of Motor Vehicle	143		166	
	ARSON		23		19
1010	Arson - Criminal	15		6	
1011	Arson - Residential	0		6	
1025	Arson - Aggravated	6		6	
1035	Criminal Damage (Fire Or Explosives)	2		0	
1311	Criminal Damage (Starts Fire)	0		1	
	HUMAN TRAFFICKING		0		1
1050	Involuntary Sexual Servitude	0		0	
1051	Involuntary Servitude	0		0	
1052	Trafficking for Labor/Recruits	0		0	
1053	Trafficking for Labor/Benefits	0		0	
1531	Promoting Juvenile Prostitution	0		1	
	GRAND TOTAL MONTH		3,146		2,926

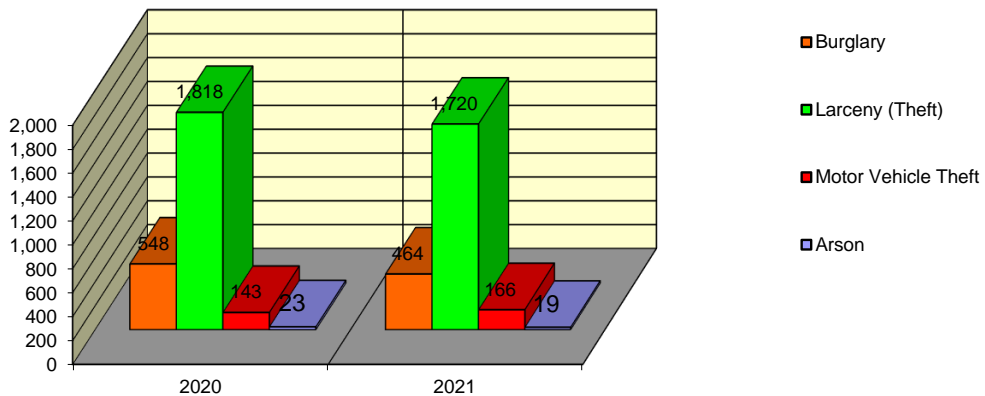
Springfield Police Department Part I Index Crimes - City Wide - Jan-Jul Comparison



Springfield Police Department Crimes Against Persons - City Wide - Jan-Jul Comparison



Springfield Police Department Crimes Against Property - City Wide - Jan-Jul Comparison



**CITY WIDE
PART I INDEX CRIMES BY OFFENSE HEADING
YEAR-TO-DATE COMPARISON
JANUARY - JULY**

OFFENSE HEADING	2020	2021	CHANGE
Murder	7	4	-3
Sexual Assault	56	51	-5
Robbery	105	72	-33
Agg Assault / Agg Battery	446	429	-17
Burglary	548	464	-84
Theft (Larceny)	1818	1720	-98
Motor Vehicle Theft	143	166	23
Arson	23	19	-4
Human Trafficking	0	1	1
GRAND TOTAL MONTH	3,146	2,926	-7%

A 7% decrease in offenses scored for all Part I Index Crimes City Wide during the months of January - July 2021.

A 9% decrease in offenses scored for all Crimes Against Persons City Wide during the months of January - July 2021.

A 6% decrease in offenses scored for all Crimes Against Property City Wide during the months of January - July 2021.

CRIMES AGAINST PERSONS

OFFENSE HEADING	2020	2021
Murder	7	4
Sexual Assault	56	51
Robbery	105	72
Agg Assault / Agg Battery	446	429
Human Trafficking	0	1
TOTAL	614	557
TOTAL % CHANGE		-9%

CRIMES AGAINST PROPERTY

OFFENSE HEADING	2020	2021
Burglary	548	464
Theft (Larceny)	1,818	1,720
Motor Vehicle Theft	143	166
Arson	23	19
TOTAL	2,532	2,369
TOTAL % CHANGE		-6%