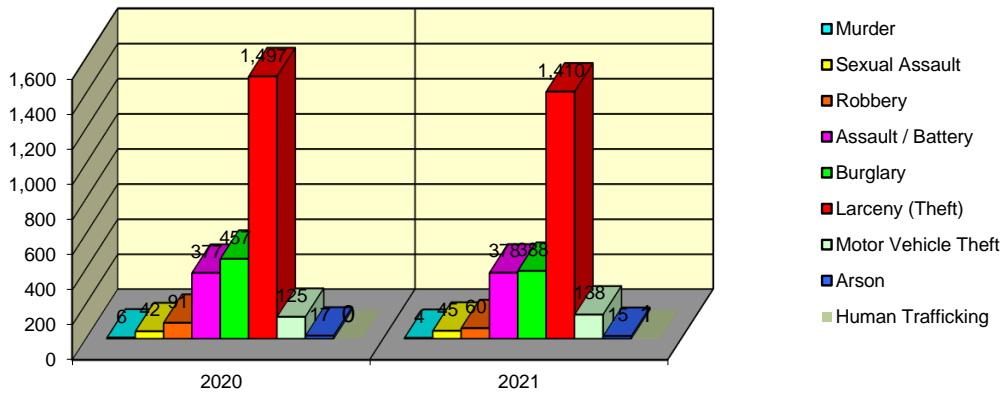


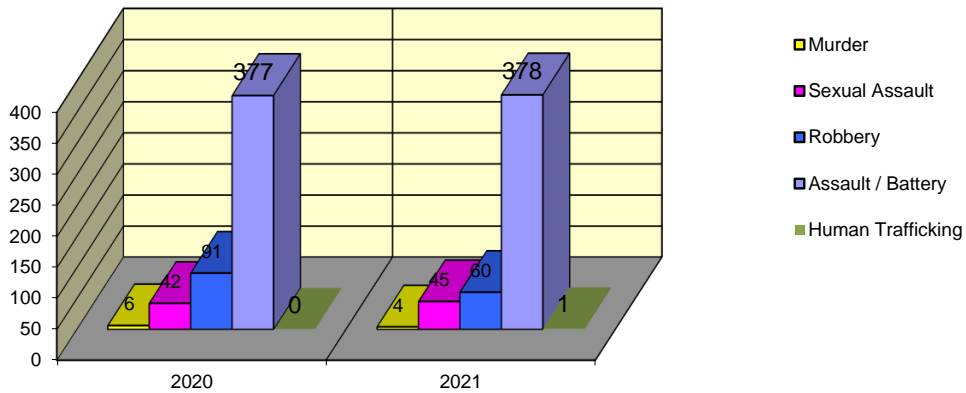
**CITY WIDE  
PART I INDEX CRIMES BY OFFENSE HEADING  
YEAR-TO-DATE COMPARISON  
JANUARY - JUNE**

UCR	OFFENSE HEADING	2020		2021	
	<b>MURDER</b>		<b>6</b>		<b>4</b>
0110	Homicide - First Degree	6		4	
0130	Homicide - Second Degree	0		0	
	<b>SEXUAL ASSAULT</b>		<b>42</b>		<b>45</b>
0260	Sexual Assault - Criminal	31		31	
0261	Sexual Assault - Aggravated	7		8	
0280	Pred Criminal Sexual Assault Of A Child	4		6	
0281	Sexual Assault - With an Object	0		0	
	<b>ROBBERY</b>		<b>91</b>		<b>60</b>
0310	Robbery - Armed	11		9	
0320	Robbery - Criminal	3		1	
0330	Robbery - Aggravated	4		2	
0310	Robbery to Person - Armed	38		23	
0320	Robbery to Person - Criminal	29		19	
0330	Robbery to Person - Aggravated	6		3	
0325	Vehicular Hijacking	0		0	
0326	Vehicular Hijacking - Aggravated	0		3	
	<b>AGG ASSAULT / AGG BATTERY</b>		<b>377</b>		<b>378</b>
0410+	Battery - Aggravated	110		125	
0480	Battery - Heinous	0		0	
0485	Battery to Child - Aggravated	3		1	
0488	Aggravated Domestic Battery	119		101	
0490	Ritual Mutilation	0		0	
0495	Battery to Senior Citizen - Aggravated	1		2	
0522	Assault - Aggravated	144		149	
	<b>BURGLARY</b>		<b>457</b>		<b>388</b>
0610	Burglary	227		160	
0625	Burglary - Residential	204		181	
0650	Home Invasion	26		47	
	<b>THEFT (LARCENY)</b>		<b>1,497</b>		<b>1,410</b>
0710	Theft from Motor Vehicle	6		8	
2475	Theft - Parts/Access of Motor Vehicle	71		71	
0760	Burglary - Parts/Access of Motor Vehicle	2		1	
0760	Burglary from Motor Vehicle	238		212	
0770	Vehicular Invasion (W/Intent To Commit Theft)	2		3	
0805	Theft - Lost/Mislaid Property	0		42	
0815	Theft - Over \$500	211		227	
0825	Theft - \$500 and Under	433		429	
0860	Theft - Retail	527		414	
0870	Theft - Pocket Picking	4		0	
0880	Theft - Purse Snatching	0		0	
0890	Theft - From Building	0		1	
0895	Theft - Coin Operated Machine or Device	3		2	
	<b>MOTOR VEHICLE THEFT</b>		<b>125</b>		<b>138</b>
0910	Theft of Motor Vehicle	125		138	
	<b>ARSON</b>		<b>17</b>		<b>15</b>
1010	Arson - Criminal	10		4	
1011	Arson - Residential	6		6	
1025	Arson - Aggravated	1		4	
1035	Criminal Damage (Fire Or Explosives)	0		0	
1311	Criminal Damage (Starts Fire)	0		1	
	<b>HUMAN TRAFFICKING</b>		<b>0</b>		<b>1</b>
1050	Involuntary Sexual Servitude	0		0	
1051	Involuntary Servitude	0		0	
1052	Trafficking for Labor/Recruits	0		0	
1053	Trafficking for Labor/Benefits	0		0	
1531	Promoting Juvenile Prostitution	0		1	
	<b>GRAND TOTAL MONTH</b>		<b>2,612</b>		<b>2,439</b>

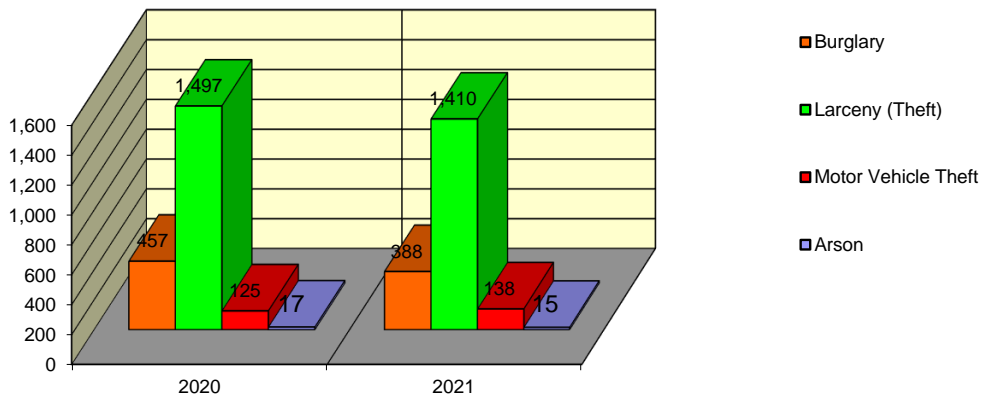
### Springfield Police Department Part I Index Crimes - City Wide - Jan-Jun Comparison



### Springfield Police Department Crimes Against Persons - City Wide - Jan-Jun Comparison



### Springfield Police Department Crimes Against Property - City Wide - Jan-Jun Comparison



**CITY WIDE  
PART I INDEX CRIMES BY OFFENSE HEADING  
YEAR-TO-DATE COMPARISON  
JANUARY - JUNE**

OFFENSE HEADING	2020	2021	CHANGE
Murder	6	4	-2
Sexual Assault	42	45	3
Robbery	91	60	-31
Agg Assault / Agg Battery	377	378	1
Burglary	457	388	-69
Theft (Larceny)	1497	1410	-87
Motor Vehicle Theft	125	138	13
Arson	17	15	-2
Human Trafficking	0	1	1
<b>GRAND TOTAL MONTH</b>	<b>2,612</b>	<b>2,439</b>	<b>-7%</b>

A 7% decrease in offenses scored for all Part I Index Crimes City Wide during the months of January - June 2021.

A 5% decrease in offenses scored for all Crimes Against Persons City Wide during the months of January - June 2021.

A 7% decrease in offenses scored for all Crimes Against Property City Wide during the months of January - June 2021.

**CRIMES AGAINST PERSONS**

OFFENSE HEADING	2020	2021
Murder	6	4
Sexual Assault	42	45
Robbery	91	60
Agg Assault / Agg Battery	377	378
Human Trafficking	0	1
<b>TOTAL</b>	<b>516</b>	<b>488</b>
<b>TOTAL % CHANGE</b>		<b>-5%</b>

**CRIMES AGAINST PROPERTY**

OFFENSE HEADING	2020	2021
Burglary	457	388
Theft (Larceny)	1,497	1,410
Motor Vehicle Theft	125	138
Arson	17	15
<b>TOTAL</b>	<b>2,096</b>	<b>1,951</b>
<b>TOTAL % CHANGE</b>		<b>-7%</b>