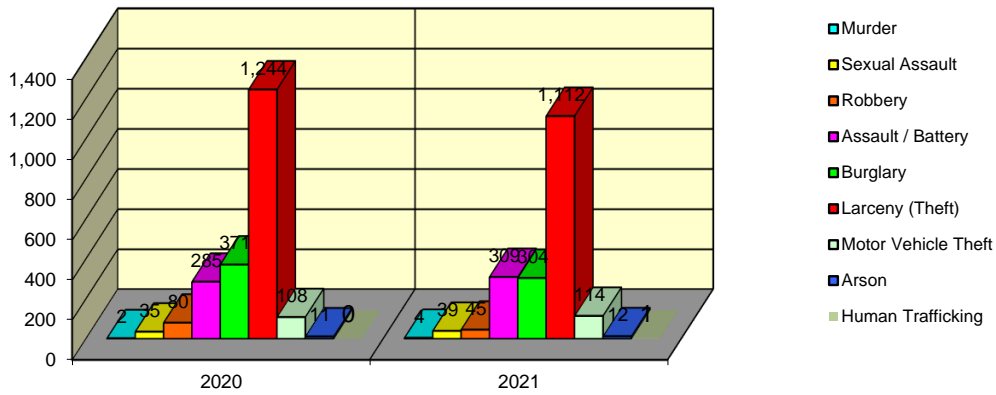


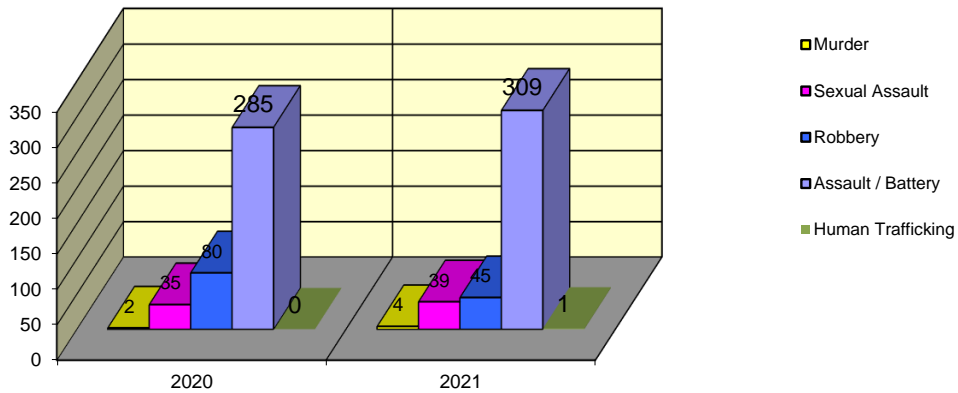
**CITY WIDE
PART I INDEX CRIMES BY OFFENSE HEADING
YEAR-TO-DATE COMPARISON
JANUARY - MAY**

UCR	OFFENSE HEADING	2020		2021	
	MURDER		2		4
0110	Homicide - First Degree	2		4	
0130	Homicide - Second Degree	0		0	
	SEXUAL ASSAULT		35		39
0260	Sexual Assault - Criminal	25		27	
0261	Sexual Assault - Aggravated	6		7	
0280	Pred Criminal Sexual Assault Of A Child	4		5	
0281	Sexual Assault - With an Object	0		0	
	ROBBERY		80		45
0310	Robbery - Armed	10		8	
0320	Robbery - Criminal	3		1	
0330	Robbery - Aggravated	4		2	
0310	Robbery to Person - Armed	32		15	
0320	Robbery to Person - Criminal	26		13	
0330	Robbery to Person - Aggravated	5		3	
0325	Vehicular Hijacking	0		0	
0326	Vehicular Hijacking - Aggravated	0		3	
	AGG ASSAULT / AGG BATTERY		285		309
0410+	Battery - Aggravated	83		104	
0480	Battery - Heinous	0		0	
0485	Battery to Child - Aggravated	3		1	
0488	Aggravated Domestic Battery	92		91	
0490	Ritual Mutilation	0		0	
0495	Battery to Senior Citizen - Aggravated	1		1	
0522	Assault - Aggravated	106		112	
	BURGLARY		371		304
0610	Burglary	181		124	
0625	Burglary - Residential	166		143	
0650	Home Invasion	24		37	
	THEFT (LARCENY)		1,244		1,112
0710	Theft from Motor Vehicle	5		5	
2475	Theft - Parts/Access of Motor Vehicle	57		45	
0760	Burglary - Parts/Access of Motor Vehicle	2		0	
0760	Burglary from Motor Vehicle	183		161	
0770	Vehicular Invasion (W/Intent To Commit Theft)	2		3	
0805	Theft - Lost/Mislaid Property	0		32	
0815	Theft - Over \$500	172		190	
0825	Theft - \$500 and Under	358		331	
0860	Theft - Retail	458		343	
0870	Theft - Pocket Picking	0		0	
0880	Theft - Purse Snatching	4		0	
0890	Theft - From Building	0		0	
0895	Theft - Coin Operated Machine or Device	3		2	
	MOTOR VEHICLE THEFT		108		114
0910	Theft of Motor Vehicle	108		114	
	ARSON		11		12
1010	Arson - Criminal	4		3	
1011	Arson - Residential	0		4	
1025	Arson - Aggravated	6		4	
1035	Criminal Damage (Fire Or Explosives)	1		0	
1311	Criminal Damage (Starts Fire)	0		1	
	HUMAN TRAFFICKING		0		1
1050	Involuntary Sexual Servitude	0		0	
1051	Involuntary Servitude	0		0	
1052	Trafficking for Labor/Recruits	0		0	
1053	Trafficking for Labor/Benefits	0		0	
1531	Promoting Juvenile Prostitution	0		1	
	GRAND TOTAL MONTH		2,136		1,940

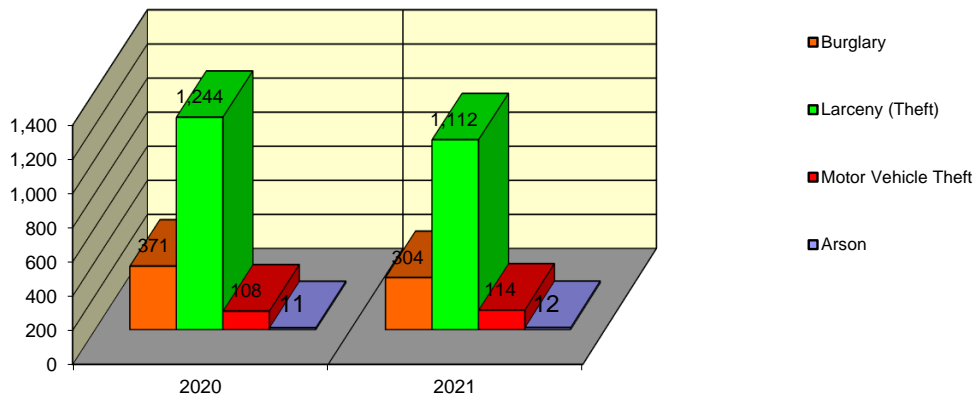
Springfield Police Department Part I Index Crimes - City Wide - Jan-May Comparison



Springfield Police Department Crimes Against Persons - City Wide - Jan-May Comparison



Springfield Police Department Crimes Against Property - City Wide - Jan-May Comparison



**CITY WIDE
PART I INDEX CRIMES BY OFFENSE HEADING
YEAR-TO-DATE COMPARISON
JANUARY - MAY**

OFFENSE HEADING	2020	2021	CHANGE
Murder	2	4	2
Sexual Assault	35	39	4
Robbery	80	45	-35
Agg Assault / Agg Battery	285	309	24
Burglary	371	304	-67
Theft (Larceny)	1244	1112	-132
Motor Vehicle Theft	108	114	6
Arson	11	12	1
Human Trafficking	0	1	1
GRAND TOTAL MONTH	2,136	1,940	-9%

A 9% decrease in offenses scored for all Part I Index Crimes City Wide during the months of January - May 2021.

A 1% decrease in offenses scored for all Crimes Against Persons City Wide during the months of January - May 2021.

An 11% decrease in offenses scored for all Crimes Against Property City Wide during the months of January - May 2021.

CRIMES AGAINST PERSONS

OFFENSE HEADING	2020	2021
Murder	2	4
Sexual Assault	35	39
Robbery	80	45
Agg Assault / Agg Battery	285	309
Human Trafficking	0	1
TOTAL	402	398
TOTAL % CHANGE		-1%

CRIMES AGAINST PROPERTY

OFFENSE HEADING	2020	2021
Burglary	371	304
Theft (Larceny)	1,244	1,112
Motor Vehicle Theft	108	114
Arson	11	12
TOTAL	1,734	1,542
TOTAL % CHANGE		-11%