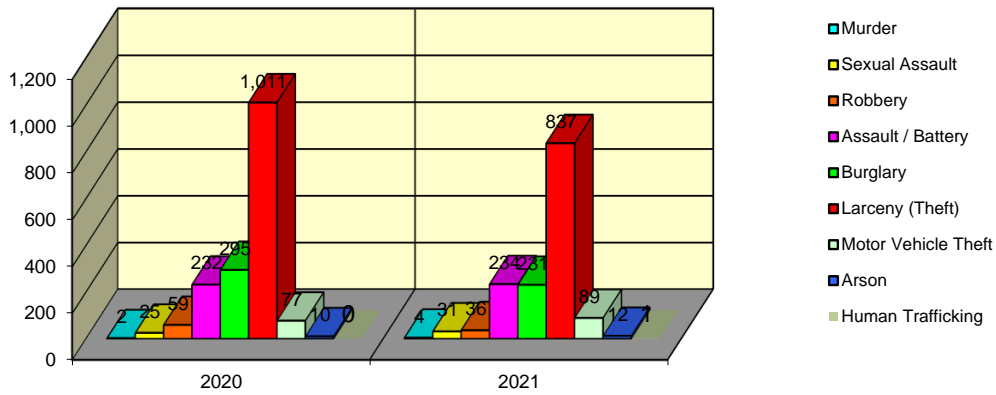


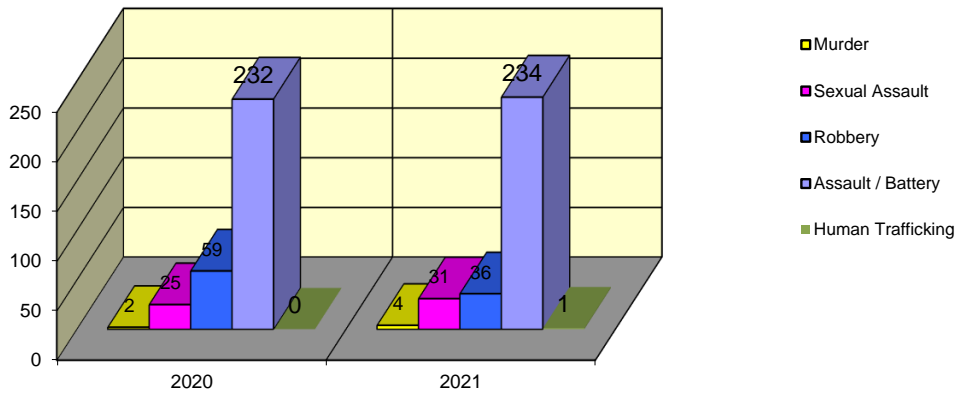
**CITY WIDE
PART I INDEX CRIMES BY OFFENSE HEADING
YEAR-TO-DATE COMPARISON
JANUARY - APRIL**

UCR	OFFENSE HEADING	2020		2021	
	MURDER		2		4
0110	Homicide - First Degree	2		4	
0130	Homicide - Second Degree	0		0	
	SEXUAL ASSAULT		25		31
0260	Sexual Assault - Criminal	17		19	
0261	Sexual Assault - Aggravated	4		7	
0280	Pred Criminal Sexual Assault Of A Child	4		5	
0281	Sexual Assault - With an Object	0		0	
	ROBBERY		59		36
0310	Robbery - Armed	9		6	
0320	Robbery - Criminal	3		1	
0330	Robbery - Aggravated	4		2	
0310	Robbery to Person - Armed	23		13	
0320	Robbery to Person - Criminal	17		11	
0330	Robbery to Person - Aggravated	3		2	
0325	Vehicular Hijacking	0		0	
0326	Vehicular Hijacking - Aggravated	0		1	
	AGG ASSAULT / AGG BATTERY		232		234
0410+	Battery - Aggravated	64		83	
0480	Battery - Heinous	0		0	
0485	Battery to Child - Aggravated	3		0	
0488	Aggravated Domestic Battery	79		72	
0490	Ritual Mutilation	0		0	
0495	Battery to Senior Citizen - Aggravated	1		1	
0522	Assault - Aggravated	85		78	
	BURGLARY		295		231
0610	Burglary	140		96	
0625	Burglary - Residential	135		110	
0650	Home Invasion	20		25	
	THEFT (LARCENY)		1,011		837
0710	Theft from Motor Vehicle	4		3	
2475	Theft - Parts/Access of Motor Vehicle	41		37	
0760	Burglary - Parts/Access of Motor Vehicle	2		0	
0760	Burglary from Motor Vehicle	142		116	
0770	Vehicular Invasion (W/Intent To Commit Theft)	1		2	
0805	Theft - Lost/Mislaid Property	0		20	
0815	Theft - Over \$500	133		143	
0825	Theft - \$500 and Under	279		253	
0860	Theft - Retail	404		262	
0870	Theft - Pocket Picking	3		0	
0880	Theft - Purse Snatching	0		0	
0890	Theft - From Building	0		0	
0895	Theft - Coin Operated Machine or Device	2		1	
	MOTOR VEHICLE THEFT		77		89
0910	Theft of Motor Vehicle	77		89	
	ARSON		10		12
1010	Arson - Criminal	3		3	
1011	Arson - Residential	0		4	
1025	Arson - Aggravated	6		4	
1035	Criminal Damage (Fire Or Explosives)	1		0	
1311	Criminal Damage (Starts Fire)	0		1	
	HUMAN TRAFFICKING		0		1
1050	Involuntary Sexual Servitude	0		0	
1051	Involuntary Servitude	0		0	
1052	Trafficking for Labor/Recruits	0		0	
1053	Trafficking for Labor/Benefits	0		0	
1531	Promoting Juvenile Prostitution	0		1	
	GRAND TOTAL MONTH		1,711		1,475

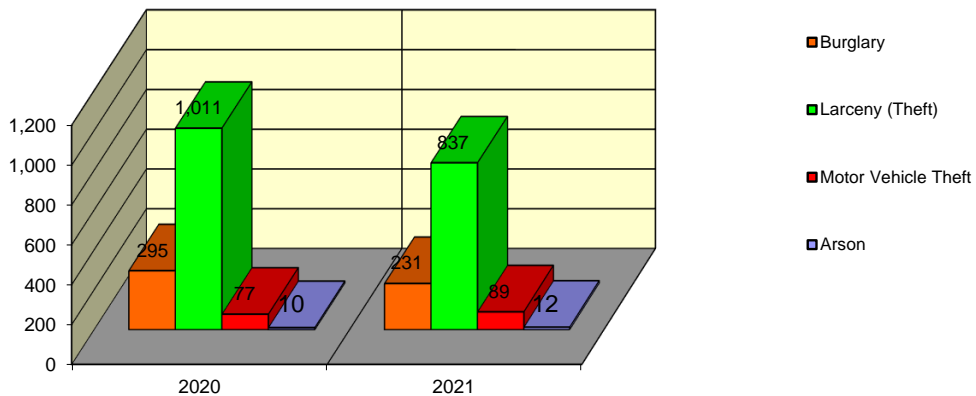
Springfield Police Department Part I Index Crimes - City Wide - Jan-Apr Comparison



Springfield Police Department Crimes Against Persons - City Wide - Jan-Apr Comparison



Springfield Police Department Crimes Against Property - City Wide - Jan-Apr Comparison



**CITY WIDE
PART I INDEX CRIMES BY OFFENSE HEADING
YEAR-TO-DATE COMPARISON
JANUARY - APRIL**

OFFENSE HEADING	2020	2021	CHANGE
Murder	2	4	2
Sexual Assault	25	31	6
Robbery	59	36	-23
Agg Assault / Agg Battery	232	234	2
Burglary	295	231	-64
Theft (Larceny)	1011	837	-174
Motor Vehicle Theft	77	89	12
Arson	10	12	2
Human Trafficking	0	1	1
GRAND TOTAL MONTH	1,711	1,475	-14%

A 14% decrease in offenses scored for all Part I Index Crimes City Wide during the months of January - April 2021.

A 4% decrease in offenses scored for all Crimes Against Persons City Wide during the months of January - April 2021.

A 16% decrease in offenses scored for all Crimes Against Property City Wide during the months of January - April 2021.

CRIMES AGAINST PERSONS

OFFENSE HEADING	2020	2021
Murder	2	4
Sexual Assault	25	31
Robbery	59	36
Agg Assault / Agg Battery	232	234
Human Trafficking	0	1
TOTAL	318	306
TOTAL % CHANGE		-4%

CRIMES AGAINST PROPERTY

OFFENSE HEADING	2020	2021
Burglary	295	231
Theft (Larceny)	1,011	837
Motor Vehicle Theft	77	89
Arson	10	12
TOTAL	1,393	1,169
TOTAL % CHANGE		-16%