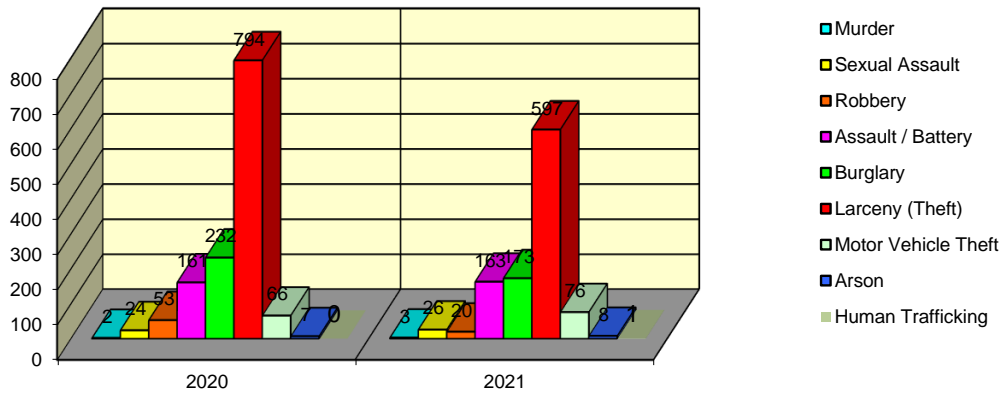


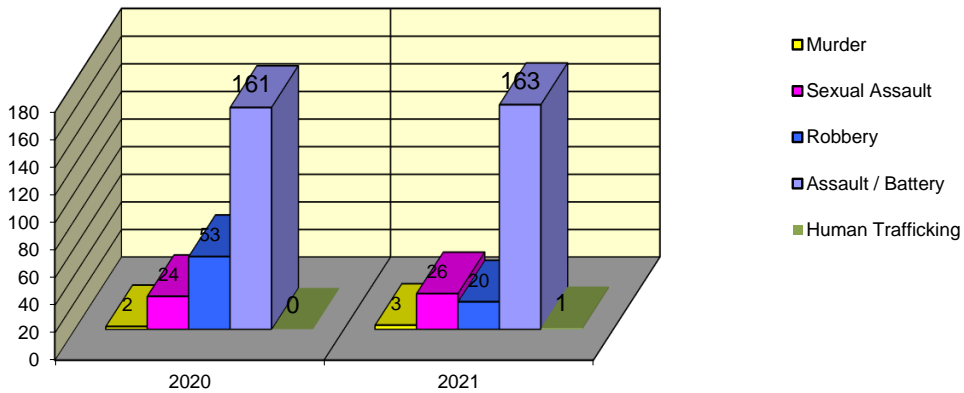
**CITY WIDE
PART I INDEX CRIMES BY OFFENSE HEADING
YEAR-TO-DATE COMPARISON
JANUARY - MARCH**

UCR	OFFENSE HEADING	2020		2021	
	MURDER		2		3
0110	Homicide - First Degree	2		3	
0130	Homicide - Second Degree	0		0	
	SEXUAL ASSAULT		24		26
0260	Sexual Assault - Criminal	17		16	
0261	Sexual Assault - Aggravated	3		5	
0280	Pred Criminal Sexual Assault Of A Child	4		5	
0281	Sexual Assault - With an Object	0		0	
	ROBBERY		53		20
0310	Robbery - Armed	9		6	
0320	Robbery - Criminal	3		1	
0330	Robbery - Aggravated	4		1	
0310	Robbery to Person - Armed	18		4	
0320	Robbery to Person - Criminal	16		6	
0330	Robbery to Person - Aggravated	3		2	
0325	Vehicular Hijacking	0		0	
0326	Vehicular Hijacking - Aggravated	0		0	
	AGG ASSAULT / AGG BATTERY		161		163
0410+	Battery - Aggravated	44		62	
0480	Battery - Heinous	0		0	
0485	Battery to Child - Aggravated	3		0	
0488	Aggravated Domestic Battery	55		45	
0490	Ritual Mutilation	0		0	
0495	Battery to Senior Citizen - Aggravated	1		1	
0522	Assault - Aggravated	58		55	
	BURGLARY		232		173
0610	Burglary	105		73	
0625	Burglary - Residential	112		82	
0650	Home Invasion	15		18	
	THEFT (LARCENY)		794		597
0710	Theft from Motor Vehicle	4		1	
2475	Theft - Parts/Access of Motor Vehicle	33		28	
0760	Burglary - Parts/Access of Motor Vehicle	0		0	
0760	Burglary from Motor Vehicle	112		71	
0770	Vehicular Invasion (W/Intent To Commit Theft)	1		1	
0805	Theft - Lost/Mislaid Property	0		12	
0815	Theft - Over \$500	98		104	
0825	Theft - \$500 and Under	208		182	
0860	Theft - Retail	333		198	
0870	Theft - Pocket Picking	3		0	
0880	Theft - Purse Snatching	0		0	
0890	Theft - From Building	0		0	
0895	Theft - Coin Operated Machine or Device	2		0	
	MOTOR VEHICLE THEFT		66		76
0910	Theft of Motor Vehicle	66		76	
	ARSON		7		8
1010	Arson - Criminal	2		2	
1011	Arson - Residential	0		3	
1025	Arson - Aggravated	4		3	
1035	Criminal Damage (Fire Or Explosives)	1		0	
1311	Criminal Damage (Starts Fire)	0		0	
	HUMAN TRAFFICKING		0		1
1050	Involuntary Sexual Servitude	0		0	
1051	Involuntary Servitude	0		0	
1052	Trafficking for Labor/Recruits	0		0	
1053	Trafficking for Labor/Benefits	0		0	
1531	Promoting Juvenile Prostitution	0		1	
	GRAND TOTAL MONTH		1,339		1,067

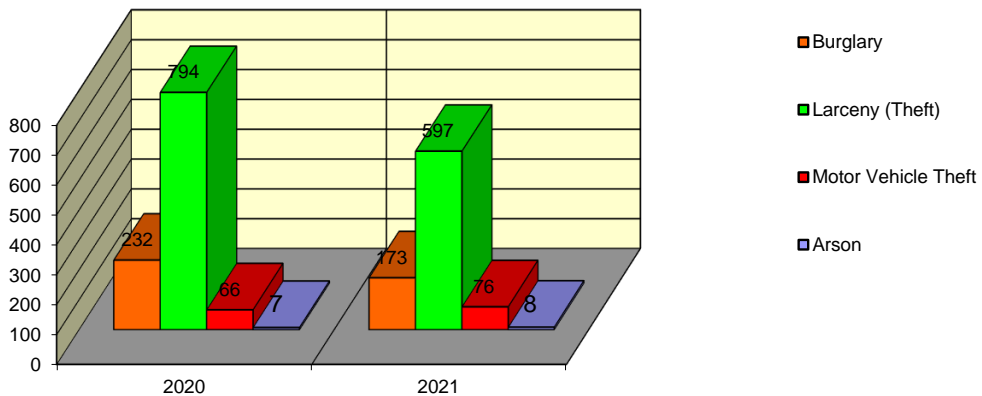
Springfield Police Department Part I Index Crimes - City Wide - Jan-Mar Comparison



Springfield Police Department Crimes Against Persons - City Wide - Jan-Mar Comparison



Springfield Police Department Crimes Against Property - City Wide - Jan-Mar Comparison



**CITY WIDE
PART I INDEX CRIMES BY OFFENSE HEADING
YEAR-TO-DATE COMPARISON
JANUARY - MARCH**

OFFENSE HEADING	2020	2021	CHANGE
Murder	2	3	1
Sexual Assault	24	26	2
Robbery	53	20	-33
Agg Assault / Agg Battery	161	163	2
Burglary	232	173	-59
Theft (Larceny)	794	597	-197
Motor Vehicle Theft	66	76	10
Arson	7	8	1
Human Trafficking	0	1	1
GRAND TOTAL MONTH	1,339	1,067	-20%

A 20% decrease in offenses scored for all Part I Index Crimes City Wide during the months of January - March 2021.

An 11% decrease in offenses scored for all Crimes Against Persons City Wide during the months of January - March 2021.

A 22% decrease in offenses scored for all Crimes Against Property City Wide during the months of January - March 2021.

CRIMES AGAINST PERSONS

OFFENSE HEADING	2020	2021
Murder	2	3
Sexual Assault	24	26
Robbery	53	20
Agg Assault / Agg Battery	161	163
Human Trafficking	0	1
TOTAL	240	213
TOTAL % CHANGE		-11%

CRIMES AGAINST PROPERTY

OFFENSE HEADING	2020	2021
Burglary	232	173
Theft (Larceny)	794	597
Motor Vehicle Theft	66	76
Arson	7	8
TOTAL	1,099	854
TOTAL % CHANGE		-22%