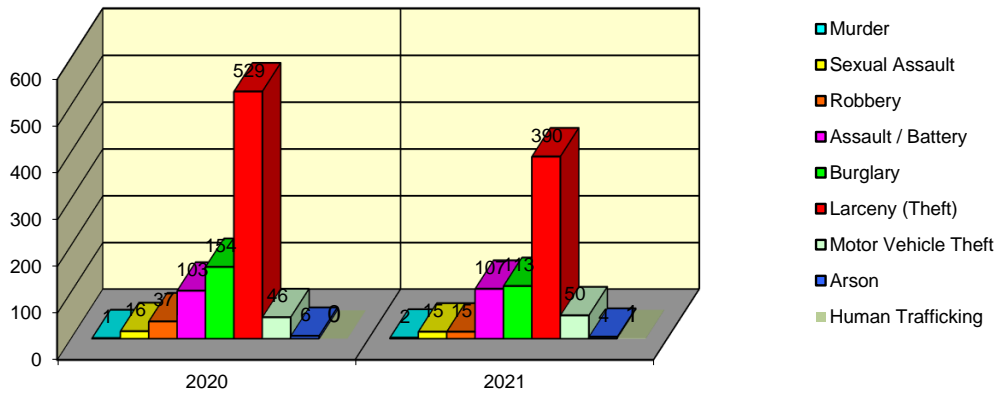


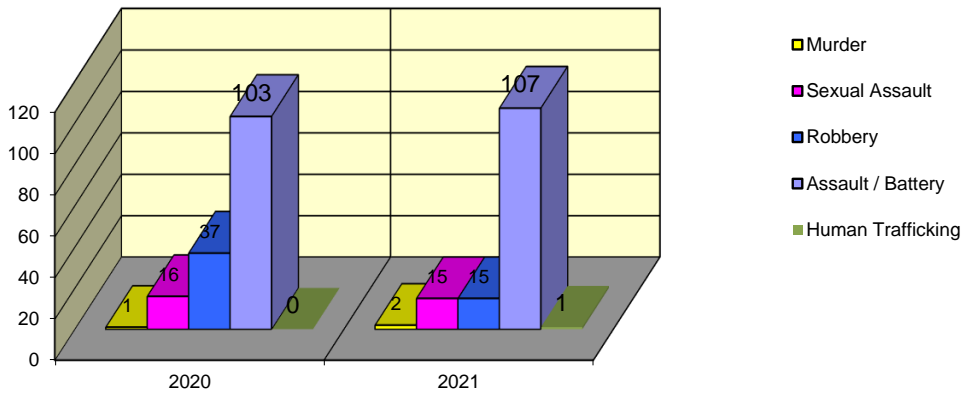
**CITY WIDE
PART I INDEX CRIMES BY OFFENSE HEADING
YEAR-TO-DATE COMPARISON
JANUARY - FEBRUARY**

UCR	OFFENSE HEADING	2020		2021	
	MURDER		1		2
0110	Homicide - First Degree	1		2	
0130	Homicide - Second Degree	0		0	
	SEXUAL ASSAULT		16		15
0260	Sexual Assault - Criminal	11		8	
0261	Sexual Assault - Aggravated	1		3	
0280	Pred Criminal Sexual Assault Of A Child	0		4	
0281	Sexual Assault - With an Object	4		0	
	ROBBERY		37		15
0310	Robbery - Armed	8		6	
0320	Robbery - Criminal	1		1	
0330	Robbery - Aggravated	3		0	
0310	Robbery to Person - Armed	14		1	
0320	Robbery to Person - Criminal	9		5	
0330	Robbery to Person - Aggravated	2		2	
0325	Vehicular Hijacking	0		0	
0326	Vehicular Hijacking - Aggravated	0		0	
	AGG ASSAULT / AGG BATTERY		103		107
0410+	Battery - Aggravated	29		39	
0480	Battery - Heinous	0		0	
0485	Battery to Child - Aggravated	2		0	
0488	Aggravated Domestic Battery	41		31	
0490	Ritual Mutilation	0		0	
0495	Battery to Senior Citizen - Aggravated	0		1	
0522	Assault - Aggravated	31		36	
	BURGLARY		154		113
0610	Burglary	66		53	
0625	Burglary - Residential	80		48	
0650	Home Invasion	8		12	
	THEFT (LARCENY)		529		390
0710	Theft from Motor Vehicle	3		1	
2475	Theft - Parts/Access of Motor Vehicle	17		19	
0760	Burglary - Parts/Access of Motor Vehicle	0		0	
0760	Burglary from Motor Vehicle	69		55	
0770	Vehicular Invasion (W/Intent To Commit Theft)	1		0	
0805	Theft - Lost/Mislaid Property	0		6	
0815	Theft - Over \$500	66		68	
0825	Theft - \$500 and Under	136		114	
0860	Theft - Retail	235		127	
0870	Theft - Pocket Picking	1		0	
0880	Theft - Purse Snatching	0		0	
0890	Theft - From Building	0		0	
0895	Theft - Coin Operated Machine or Device	1		0	
	MOTOR VEHICLE THEFT		46		50
0910	Theft of Motor Vehicle	46		50	
	ARSON		6		4
1010	Arson - Criminal	2		1	
1011	Arson - Residential	0		1	
1025	Arson - Aggravated	3		2	
1035	Criminal Damage (Fire Or Explosives)	1		0	
1311	Criminal Damage (Starts Fire)	0		0	
	HUMAN TRAFFICKING		0		1
1050	Involuntary Sexual Servitude	0		0	
1051	Involuntary Servitude	0		0	
1052	Trafficking for Labor/Recruits	0		0	
1053	Trafficking for Labor/Benefits	0		0	
1531	Promoting Juvenile Prostitution	0		1	
	GRAND TOTAL MONTH		892		697

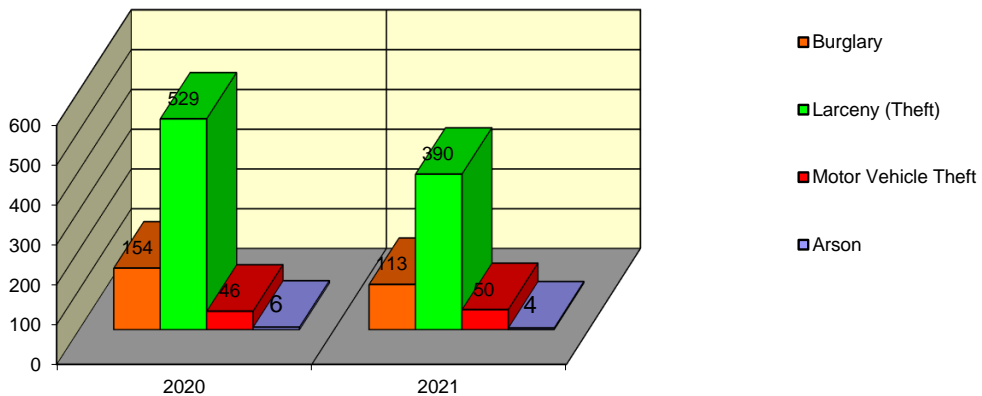
Springfield Police Department Part I Index Crimes - City Wide - Jan-Feb Comparison



Springfield Police Department Crimes Against Persons - City Wide - Jan-Feb Comparison



Springfield Police Department Crimes Against Property - City Wide - Jan-Feb Comparison



**CITY WIDE
PART I INDEX CRIMES BY OFFENSE HEADING
YEAR-TO-DATE COMPARISON
JANUARY - FEBRUARY**

OFFENSE HEADING	2020	2021	CHANGE
Murder	1	2	1
Sexual Assault	16	15	-1
Robbery	37	15	-22
Agg Assault / Agg Battery	103	107	4
Burglary	154	113	-41
Theft (Larceny)	529	390	-139
Motor Vehicle Theft	46	50	4
Arson	6	4	-2
Human Trafficking	0	1	1
GRAND TOTAL MONTH	892	697	-22%

A 22% decrease in offenses scored for all Part I Index Crimes City Wide during the months of January - February 2021.

An 11% decrease in offenses scored for all Crimes Against Persons City Wide during the months of January - February 2021.

A 24% decrease in offenses scored for all Crimes Against Property City Wide during the months of January - February 2021.

CRIMES AGAINST PERSONS

OFFENSE HEADING	2020	2021
Murder	1	2
Sexual Assault	16	15
Robbery	37	15
Agg Assault / Agg Battery	103	107
Human Trafficking	0	1
TOTAL	157	140
TOTAL % CHANGE		-11%

CRIMES AGAINST PROPERTY

OFFENSE HEADING	2020	2021
Burglary	154	113
Theft (Larceny)	529	390
Motor Vehicle Theft	46	50
Arson	6	4
TOTAL	735	557
TOTAL % CHANGE		-24%