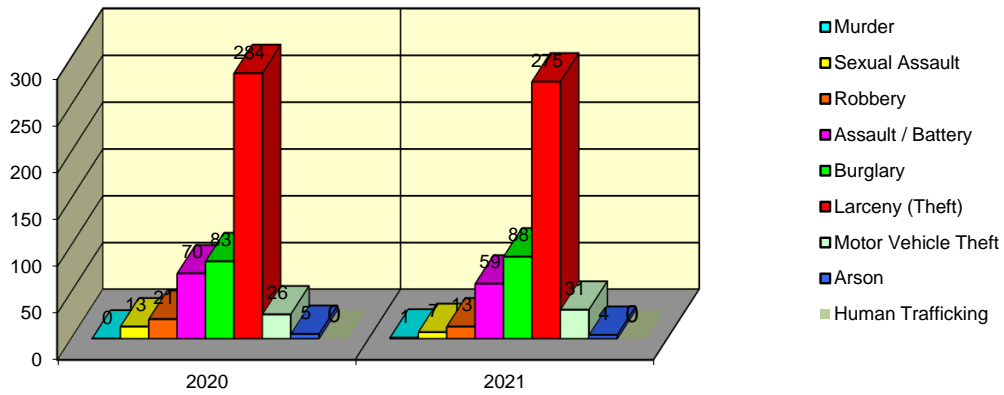


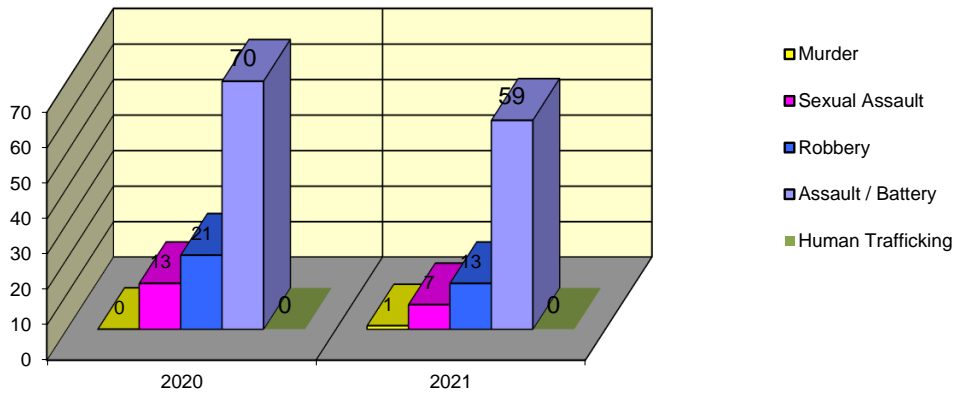
**CITY WIDE
PART I INDEX CRIMES BY OFFENSE HEADING
YEAR-TO-DATE COMPARISON
OCTOBER**

UCR	OFFENSE HEADING	2020		2021	
	MURDER		0		1
0110	Homicide - First Degree	0		1	
0130	Homicide - Second Degree	0		0	
	SEXUAL ASSAULT		13		7
0260	Sexual Assault - Criminal	12		6	
0261	Sexual Assault - Aggravated	1		1	
0280	Pred Criminal Sexual Assault Of A Child	0		0	
0281	Sexual Assault - With an Object	0		0	
	ROBBERY		21		13
0310	Robbery - Armed	5		2	
0320	Robbery - Criminal	1		0	
0330	Robbery - Aggravated	0		0	
0310	Robbery to Person - Armed	8		6	
0320	Robbery to Person - Criminal	6		4	
0330	Robbery to Person - Aggravated	1		0	
0325	Vehicular Hijacking	0		1	
0326	Vehicular Hijacking - Aggravated	0		0	
	AGG ASSAULT / AGG BATTERY		70		59
0410+	Battery - Aggravated	27		25	
0480	Battery - Heinous	0		0	
0485	Battery to Child - Aggravated	1		0	
0488	Aggravated Domestic Battery	23		14	
0490	Ritual Mutilation	0		0	
0495	Battery to Senior Citizen - Aggravated	0		0	
0522	Assault - Aggravated	19		20	
	BURGLARY		83		88
0610	Burglary	39		54	
0625	Burglary - Residential	39		27	
0650	Home Invasion	5		7	
	THEFT (LARCENY)		284		275
0710	Theft from Motor Vehicle	1		3	
2475	Theft - Parts/Access of Motor Vehicle	13		11	
0760	Burglary - Parts/Access of Motor Vehicle	0		0	
0760	Burglary from Motor Vehicle	56		44	
0770	Vehicular Invasion (W/Intent To Commit Theft)	1		0	
0805	Theft - Lost/Mislaid Property	0		6	
0815	Theft - Over \$500	24		42	
0825	Theft - \$500 and Under	92		72	
0860	Theft - Retail	96		97	
0870	Theft - Pocket Picking	0		0	
0880	Theft - Purse Snatching	0		0	
0890	Theft - From Building	0		0	
0895	Theft - Coin Operated Machine or Device	1		0	
	MOTOR VEHICLE THEFT		26		31
0910	Theft of Motor Vehicle	26		31	
	ARSON		5		4
1010	Arson - Criminal	1		1	
1011	Arson - Residential	0		0	
1025	Arson - Aggravated	2		1	
1035	Criminal Damage (Fire Or Explosives)	0		1	
1311	Criminal Damage (Starts Fire)	2		1	
	HUMAN TRAFFICKING		0		0
1050	Involuntary Sexual Servitude	0		0	
1051	Involuntary Servitude	0		0	
1052	Trafficking for Labor/Recruits	0		0	
1053	Trafficking for Labor/Benefits	0		0	
1531	Promoting Juvenile Prostitution	0		0	
	GRAND TOTAL MONTH		502		478

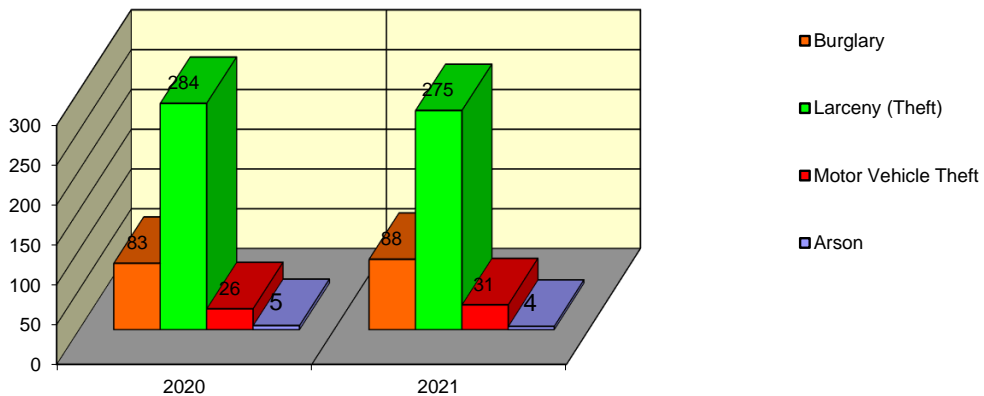
Springfield Police Department Part I Index Crimes - City Wide - Oct Comparison



Springfield Police Department Crimes Against Persons - City Wide - Oct Comparison



Springfield Police Department Crimes Against Property - City Wide - Oct Comparison



**CITY WIDE
PART I INDEX CRIMES BY OFFENSE HEADING
YEAR-TO-DATE COMPARISON
OCTOBER**

OFFENSE HEADING	2020	2021	CHANGE
Murder	0	1	1
Sexual Assault	13	7	-6
Robbery	21	13	-8
Agg Assault / Agg Battery	70	59	-11
Burglary	83	88	5
Theft (Larceny)	284	275	-9
Motor Vehicle Theft	26	31	5
Arson	5	4	-1
Human Trafficking	0	0	0
GRAND TOTAL MONTH	502	478	-5%

A 5% decrease in offenses scored for all Part I Index Crimes City Wide during the months of October 2021.

A 23% decrease in offenses scored for all Crimes Against Persons City Wide during the months of October 2021.

No change in offenses scored for all Crimes Against Property City Wide during the months of October 2021.

CRIMES AGAINST PERSONS

OFFENSE HEADING	2020	2021
Murder	0	1
Sexual Assault	13	7
Robbery	21	13
Agg Assault / Agg Battery	70	59
Human Trafficking	0	0
TOTAL	104	80
TOTAL % CHANGE		-23%

CRIMES AGAINST PROPERTY

OFFENSE HEADING	2020	2021
Burglary	83	88
Theft (Larceny)	284	275
Motor Vehicle Theft	26	31
Arson	5	4
TOTAL	398	398
TOTAL % CHANGE		0%