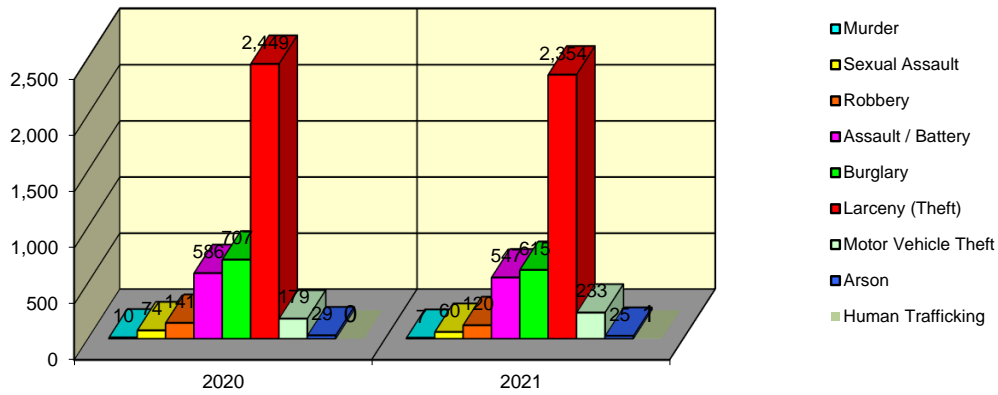


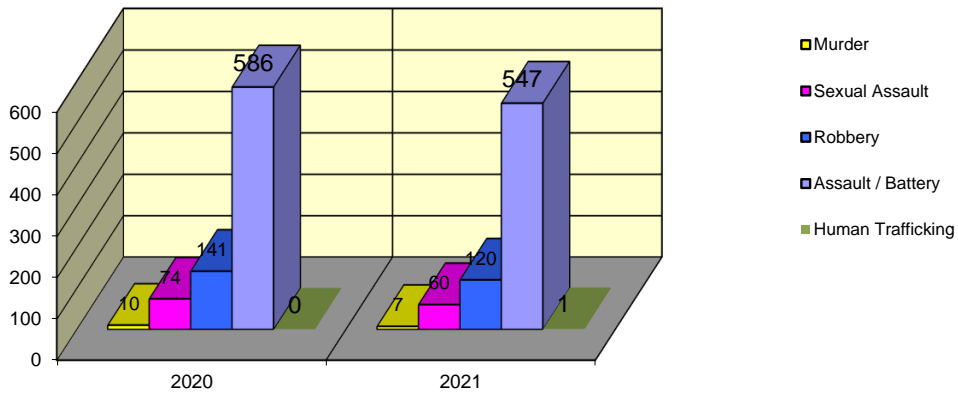
**CITY WIDE  
PART I INDEX CRIMES BY OFFENSE HEADING  
YEAR-TO-DATE COMPARISON  
JANUARY - SEPTEMBER**

UCR	OFFENSE HEADING	2020		2021	
	<b>MURDER</b>		<b>10</b>		<b>7</b>
0110	Homicide - First Degree	10		7	
0130	Homicide - Second Degree	0		0	
	<b>SEXUAL ASSAULT</b>		<b>74</b>		<b>60</b>
0260	Sexual Assault - Criminal	55		43	
0261	Sexual Assault - Aggravated	9		11	
0280	Pred Criminal Sexual Assault Of A Child	10		6	
0281	Sexual Assault - With an Object	0		0	
	<b>ROBBERY</b>		<b>141</b>		<b>120</b>
0310	Robbery - Armed	19		23	
0320	Robbery - Criminal	7		11	
0330	Robbery - Aggravated	6		3	
0310	Robbery to Person - Armed	54		36	
0320	Robbery to Person - Criminal	46		33	
0330	Robbery to Person - Aggravated	6		5	
0325	Vehicular Hijacking	1		2	
0326	Vehicular Hijacking - Aggravated	2		7	
	<b>AGG ASSAULT / AGG BATTERY</b>		<b>586</b>		<b>547</b>
0410+	Battery - Aggravated	175		196	
0480	Battery - Heinous	0		0	
0485	Battery to Child - Aggravated	3		1	
0488	Aggravated Domestic Battery	176		135	
0490	Ritual Mutilation	0		0	
0495	Battery to Senior Citizen - Aggravated	1		3	
0522	Assault - Aggravated	231		212	
	<b>BURGLARY</b>		<b>707</b>		<b>615</b>
0610	Burglary	328		264	
0625	Burglary - Residential	348		283	
0650	Home Invasion	31		68	
	<b>THEFT (LARCENY)</b>		<b>2,449</b>		<b>2,354</b>
0710	Theft from Motor Vehicle	9		21	
2475	Theft - Parts/Access of Motor Vehicle	98		109	
0760	Burglary - Parts/Access of Motor Vehicle	3		2	
0760	Burglary from Motor Vehicle	460		384	
0770	Vehicular Invasion (W/Intent To Commit Theft)	3		4	
0805	Theft - Lost/Mislaid Property	0		70	
0815	Theft - Over \$500	358		410	
0825	Theft - \$500 and Under	714		694	
0860	Theft - Retail	796		654	
0870	Theft - Pocket Picking	4		0	
0880	Theft - Purse Snatching	1		1	
0890	Theft - From Building	0		2	
0895	Theft - Coin Operated Machine or Device	3		3	
	<b>MOTOR VEHICLE THEFT</b>		<b>179</b>		<b>233</b>
0910	Theft of Motor Vehicle	179		233	
	<b>ARSON</b>		<b>29</b>		<b>25</b>
1010	Arson - Criminal	17		9	
1011	Arson - Residential	6		7	
1025	Arson - Aggravated	0		7	
1035	Criminal Damage (Fire Or Explosives)	6		1	
1311	Criminal Damage (Starts Fire)	0		1	
	<b>HUMAN TRAFFICKING</b>		<b>0</b>		<b>1</b>
1050	Involuntary Sexual Servitude	0		0	
1051	Involuntary Servitude	0		0	
1052	Trafficking for Labor/Recruits	0		0	
1053	Trafficking for Labor/Benefits	0		0	
1531	Promoting Juvenile Prostitution	0		1	
	<b>GRAND TOTAL MONTH</b>		<b>4,175</b>		<b>3,962</b>

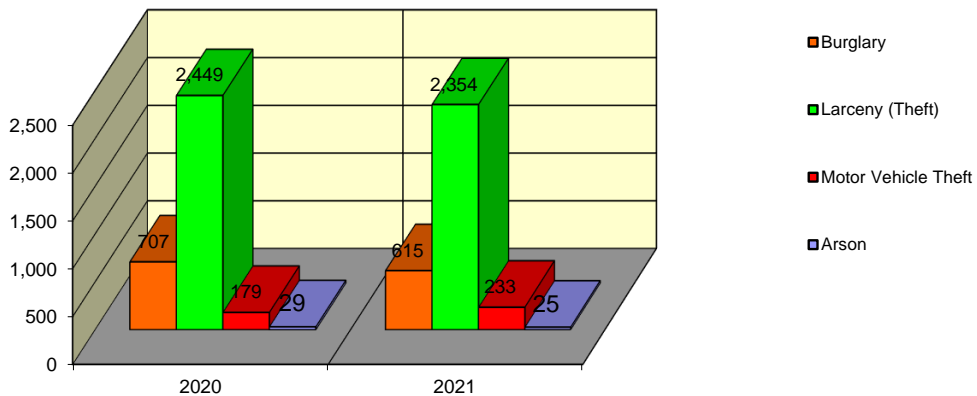
### Springfield Police Department Part I Index Crimes - City Wide - Jan-Sep Comparison



### Springfield Police Department Crimes Against Persons - City Wide - Jan-Sep Comparison



### Springfield Police Department Crimes Against Property - City Wide - Jan-Sep Comparison



**CITY WIDE  
PART I INDEX CRIMES BY OFFENSE HEADING  
YEAR-TO-DATE COMPARISON  
JANUARY - SEPTEMBER**

OFFENSE HEADING	2020	2021	CHANGE
Murder	10	7	-3
Sexual Assault	74	60	-14
Robbery	141	120	-21
Agg Assault / Agg Battery	586	547	-39
Burglary	707	615	-92
Theft (Larceny)	2449	2354	-95
Motor Vehicle Theft	179	233	54
Arson	29	25	-4
Human Trafficking	0	1	1
<b>GRAND TOTAL MONTH</b>	<b>4,175</b>	<b>3,962</b>	<b>-5%</b>

A 5% decrease in offenses scored for all Part I Index Crimes City Wide during the months of January - September 2021.

A 9% decrease in offenses scored for all Crimes Against Persons City Wide during the months of January - September 2021.

A 4% decrease in offenses scored for all Crimes Against Property City Wide during the months of January - September 2021.

**CRIMES AGAINST PERSONS**

OFFENSE HEADING	2020	2021
Murder	10	7
Sexual Assault	74	60
Robbery	141	120
Agg Assault / Agg Battery	586	547
Human Trafficking	0	1
<b>TOTAL</b>	<b>811</b>	<b>735</b>
<b>TOTAL % CHANGE</b>		<b>-9%</b>

**CRIMES AGAINST PROPERTY**

OFFENSE HEADING	2020	2021
Burglary	707	615
Theft (Larceny)	2,449	2,354
Motor Vehicle Theft	179	233
Arson	29	25
<b>TOTAL</b>	<b>3,364</b>	<b>3,227</b>
<b>TOTAL % CHANGE</b>		<b>-4%</b>