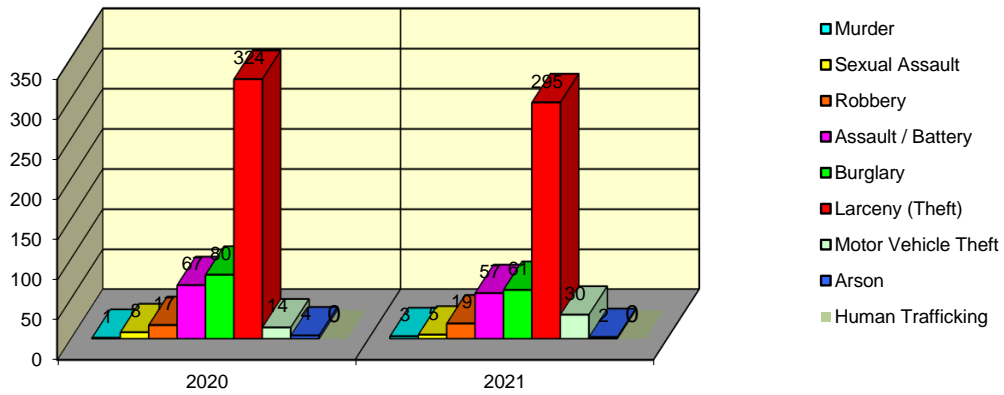


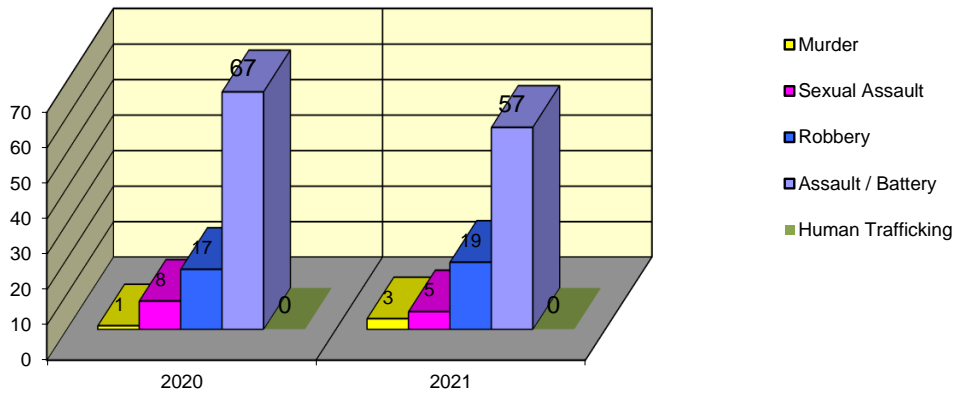
**CITY WIDE  
PART I INDEX CRIMES BY OFFENSE HEADING  
YEAR-TO-DATE COMPARISON  
AUGUST**

UCR	OFFENSE HEADING	2020		2021	
	<b>MURDER</b>		<b>1</b>		<b>3</b>
0110	Homicide - First Degree	1		3	
0130	Homicide - Second Degree	0		0	
	<b>SEXUAL ASSAULT</b>		<b>8</b>		<b>5</b>
0260	Sexual Assault - Criminal	6		5	
0261	Sexual Assault - Aggravated	1		0	
0280	Pred Criminal Sexual Assault Of A Child	1		0	
0281	Sexual Assault - With an Object	0		0	
	<b>ROBBERY</b>		<b>17</b>		<b>19</b>
0310	Robbery - Armed	2		8	
0320	Robbery - Criminal	3		8	
0330	Robbery - Aggravated	0		0	
0310	Robbery to Person - Armed	8		0	
0320	Robbery to Person - Criminal	1		0	
0330	Robbery to Person - Aggravated	0		1	
0325	Vehicular Hijacking	1		1	
0326	Vehicular Hijacking - Aggravated	2		1	
	<b>AGG ASSAULT / AGG BATTERY</b>		<b>67</b>		<b>57</b>
0410+	Battery - Aggravated	23		20	
0480	Battery - Heinous	0		0	
0485	Battery to Child - Aggravated	0		0	
0488	Aggravated Domestic Battery	14		15	
0490	Ritual Mutilation	0		0	
0495	Battery to Senior Citizen - Aggravated	0		0	
0522	Assault - Aggravated	30		22	
	<b>BURGLARY</b>		<b>80</b>		<b>61</b>
0610	Burglary	33		34	
0625	Burglary - Residential	46		22	
0650	Home Invasion	1		5	
	<b>THEFT (LARCENY)</b>		<b>324</b>		<b>295</b>
0710	Theft from Motor Vehicle	2		2	
2475	Theft - Parts/Access of Motor Vehicle	13		16	
0760	Burglary - Parts/Access of Motor Vehicle	1		0	
0760	Burglary from Motor Vehicle	70		51	
0770	Vehicular Invasion (W/Intent To Commit Theft)	0		1	
0805	Theft - Lost/Mislaid Property	0		11	
0815	Theft - Over \$500	54		60	
0825	Theft - \$500 and Under	95		78	
0860+	Theft - Retail	89		76	
0870	Theft - Pocket Picking	0		0	
0880	Theft - Purse Snatching	0		0	
0890	Theft - From Building	0		0	
0895	Theft - Coin Operated Machine or Device	0		0	
	<b>MOTOR VEHICLE THEFT</b>		<b>14</b>		<b>30</b>
0910	Theft of Motor Vehicle	14		30	
	<b>ARSON</b>		<b>4</b>		<b>2</b>
1010	Arson - Criminal	1		1	
1011	Arson - Residential	0		1	
1025	Arson - Aggravated	0		0	
1035	Criminal Damage (Fire Or Explosives)	3		0	
1311	Criminal Damage (Starts Fire)	0		0	
	<b>HUMAN TRAFFICKING</b>		<b>0</b>		<b>0</b>
1050	Involuntary Sexual Servitude	0		0	
1051	Involuntary Servitude	0		0	
1052	Trafficking for Labor/Recruits	0		0	
1053	Trafficking for Labor/Benefits	0		0	
1531	Promoting Juvenile Prostitution	0		0	
	<b>GRAND TOTAL MONTH</b>		<b>515</b>		<b>472</b>

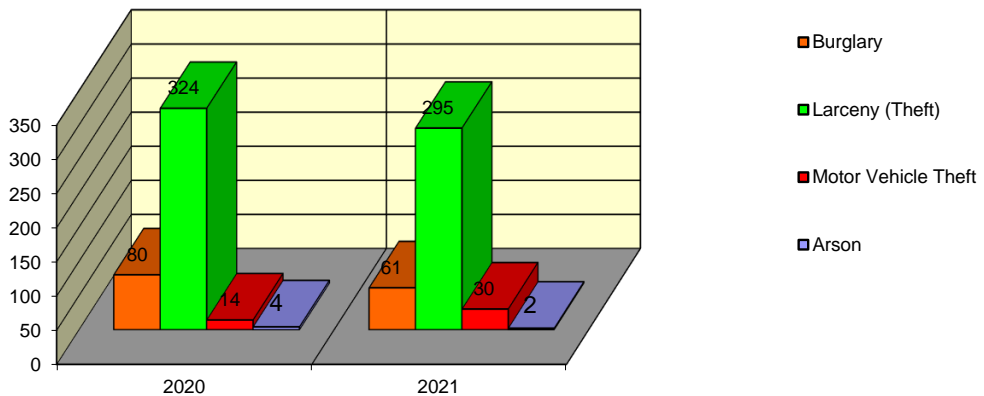
### Springfield Police Department Part I Index Crimes - City Wide - August Comparison



### Springfield Police Department Crimes Against Persons - City Wide - August Comparison



### Springfield Police Department Crimes Against Property - City Wide - August Comparison



**CITY WIDE  
PART I INDEX CRIMES BY OFFENSE HEADING  
YEAR-TO-DATE COMPARISON  
AUGUST**

OFFENSE HEADING	2020	2021	CHANGE
Murder	1	3	2
Sexual Assault	8	5	-3
Robbery	17	19	2
Agg Assault / Agg Battery	67	57	-10
Burglary	80	61	-19
Theft (Larceny)	324	295	-29
Motor Vehicle Theft	14	30	16
Arson	4	2	-2
Human Trafficking	0	0	0
<b>GRAND TOTAL MONTH</b>	<b>515</b>	<b>472</b>	<b>-8%</b>

An 8% decrease in offenses scored for all Part I Index Crimes City Wide during the months of August 2021.

A 10% decrease in offenses scored for all Crimes Against Persons City Wide during the months of August 2021.

An 8% decrease in offenses scored for all Crimes Against Property City Wide during the months of August 2021.

**CRIMES AGAINST PERSONS**

OFFENSE HEADING	2020	2021
Murder	1	3
Sexual Assault	8	5
Robbery	17	19
Agg Assault / Agg Battery	67	57
Human Trafficking	0	0
<b>TOTAL</b>	<b>93</b>	<b>84</b>
<b>TOTAL % CHANGE</b>		<b>-10%</b>

**CRIMES AGAINST PROPERTY**

OFFENSE HEADING	2020	2021
Burglary	80	61
Theft (Larceny)	324	295
Motor Vehicle Theft	14	30
Arson	4	2
<b>TOTAL</b>	<b>422</b>	<b>388</b>
<b>TOTAL % CHANGE</b>		<b>-8%</b>