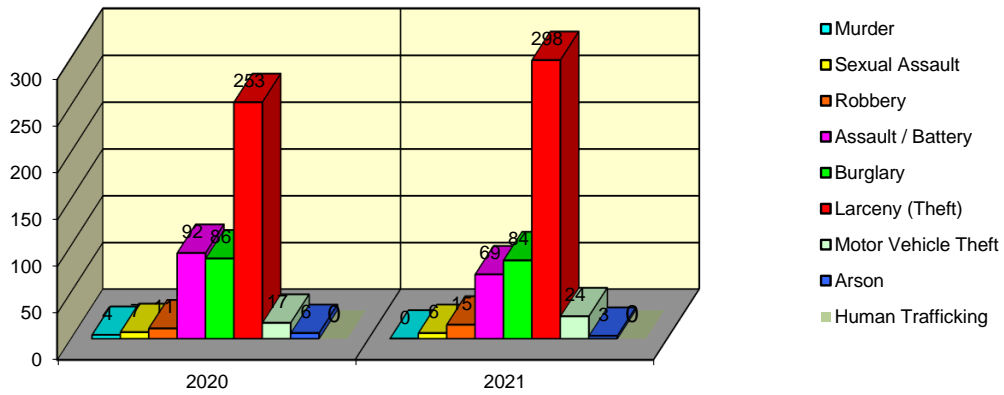


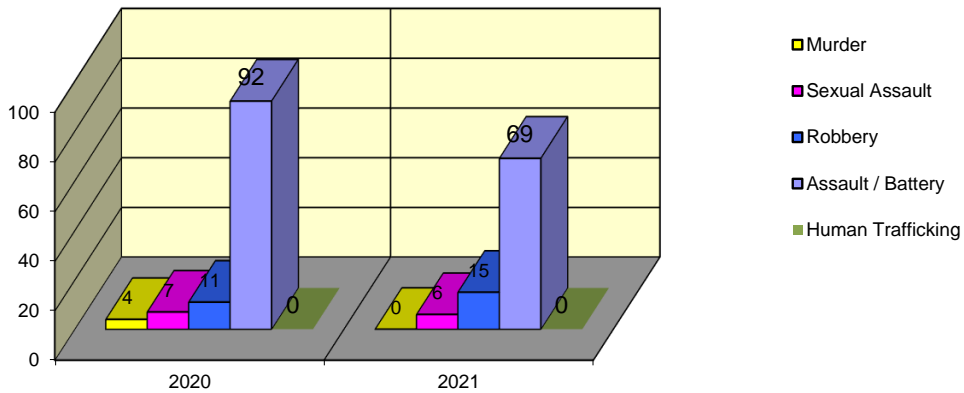
**CITY WIDE  
PART I INDEX CRIMES BY OFFENSE HEADING  
MONTHLY COMPARISON  
JUNE**

UCR	OFFENSE HEADING	2020		2021	
	<b>MURDER</b>		<b>4</b>		<b>0</b>
0110	Homicide - First Degree	4		0	
0130	Homicide - Second Degree	0		0	
	<b>SEXUAL ASSAULT</b>		<b>7</b>		<b>6</b>
0260	Sexual Assault - Criminal	6		4	
0261	Sexual Assault - Aggravated	1		1	
0280	Pred Criminal Sexual Assault Of A Child	0		1	
0281	Sexual Assault - With an Object	0		0	
	<b>ROBBERY</b>		<b>11</b>		<b>15</b>
0310	Robbery - Armed	1		1	
0320	Robbery - Criminal	0		0	
0330	Robbery - Aggravated	0		0	
0310	Robbery to Person - Armed	6		8	
0320	Robbery to Person - Criminal	3		6	
0330	Robbery to Person - Aggravated	1		0	
0325	Vehicular Hijacking	0		0	
0326	Vehicular Hijacking - Aggravated	0		0	
	<b>AGG ASSAULT / AGG BATTERY</b>		<b>92</b>		<b>69</b>
0410+	Battery - Aggravated	27		21	
0480	Battery - Heinous	0		0	
0485	Battery to Child - Aggravated	0		0	
0488	Aggravated Domestic Battery	27		10	
0490	Ritual Mutilation	0		0	
0495	Battery to Senior Citizen - Aggravated	0		1	
0522	Assault - Aggravated	38		37	
	<b>BURGLARY</b>		<b>86</b>		<b>84</b>
0610	Burglary	46		36	
0625	Burglary - Residential	38		38	
0650	Home Invasion	2		10	
	<b>THEFT (LARCENY)</b>		<b>253</b>		<b>298</b>
0710	Theft from Motor Vehicle	1		3	
2475	Theft - Parts/Access of Motor Vehicle	14		26	
0760	Burglary - Parts/Access of Motor Vehicle	0		1	
0760	Burglary from Motor Vehicle	55		51	
0770	Vehicular Invasion (W/Intent To Commit Theft)	0		0	
0805	Theft - Lost/Mislaid Property	0		10	
0815	Theft - Over \$500	39		37	
0825	Theft - \$500 and Under	75		98	
0860	Theft - Retail	69		71	
0870	Theft - Pocket Picking	0		0	
0880	Theft - Purse Snatching	0		0	
0890	Theft - From Building	0		1	
0895	Theft - Coin Operated Machine or Device	0		0	
	<b>MOTOR VEHICLE THEFT</b>		<b>17</b>		<b>24</b>
0910	Theft of Motor Vehicle	17		24	
	<b>ARSON</b>		<b>6</b>		<b>3</b>
1010	Arson - Criminal	6		1	
1011	Arson - Residential	0		2	
1025	Arson - Aggravated	0		0	
1035	Criminal Damage (Fire Or Explosives)	0		0	
1311	Criminal Damage (Starts Fire)	0		0	
	<b>HUMAN TRAFFICKING</b>		<b>0</b>		<b>0</b>
1050	Involuntary Sexual Servitude	0		0	
1051	Involuntary Servitude	0		0	
1052	Trafficking for Labor/Recruits	0		0	
1053	Trafficking for Labor/Benefits	0		0	
1531	Promoting Juvenile Prostitution	0		0	
	<b>GRAND TOTAL MONTH</b>		<b>476</b>		<b>499</b>

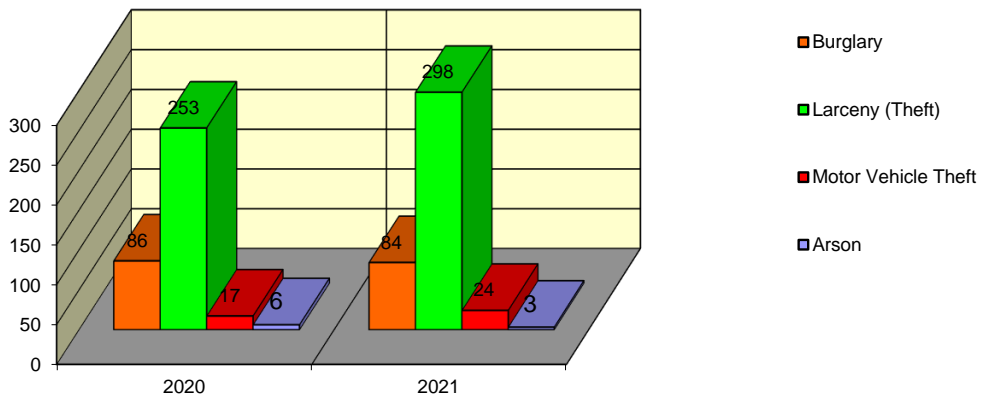
### Springfield Police Department Part I Index Crimes - City Wide - Jun Comparison



### Springfield Police Department Crimes Against Persons - City Wide - Jun Comparison



### Springfield Police Department Crimes Against Property - City Wide - Jun Comparison



**CITY WIDE  
PART I INDEX CRIMES BY OFFENSE HEADING  
MONTHLY COMPARISON  
JUNE**

<b>OFFENSE HEADING</b>	<b>2020</b>	<b>2021</b>	<b>CHANGE</b>
Murder	4	0	-4
Sexual Assault	7	6	-1
Robbery	11	15	4
Agg Assault / Agg Battery	92	69	-23
Burglary	86	84	-2
Theft (Larceny)	253	298	45
Motor Vehicle Theft	17	24	7
Arson	6	3	-3
Human Trafficking	0	0	0
<b>GRAND TOTAL MONTH</b>	<b>476</b>	<b>499</b>	<b>5%</b>

A 5% increase in offenses scored for all Part I Index Crimes City Wide during the month of June 2021.

A 21% decrease in offenses scored for all Crimes Against Persons City Wide during the month of June 2021.

A 13% increase in offenses scored for all Crimes Against Property City Wide during the month of June 2021.

**CRIMES AGAINST PERSONS**

<b>OFFENSE HEADING</b>	<b>2020</b>	<b>2021</b>
Murder	4	0
Sexual Assault	7	6
Robbery	11	15
Agg Assault / Agg Battery	92	69
Human Trafficking	0	0
<b>TOTAL</b>	<b>114</b>	<b>90</b>
<b>TOTAL % CHANGE</b>		<b>-21%</b>

**CRIMES AGAINST PROPERTY**

<b>OFFENSE HEADING</b>	<b>2020</b>	<b>2021</b>
Burglary	86	84
Theft (Larceny)	253	298
Motor Vehicle Theft	17	24
Arson	6	3
<b>TOTAL</b>	<b>362</b>	<b>409</b>
<b>TOTAL % CHANGE</b>		<b>13%</b>