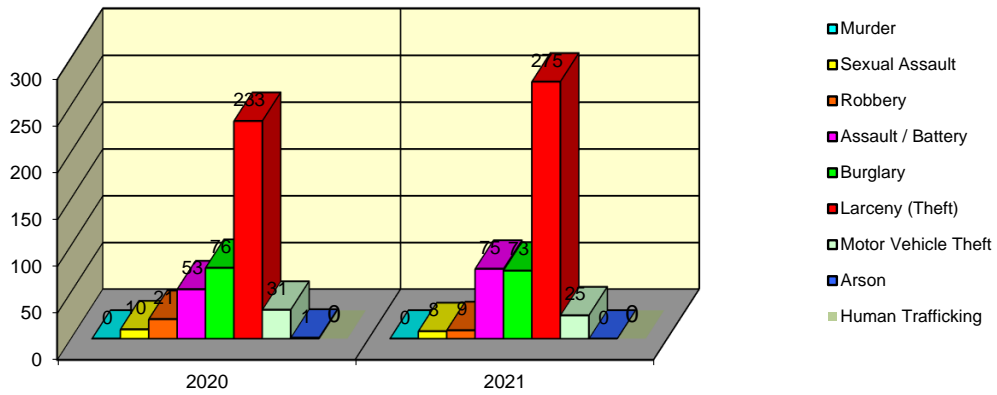


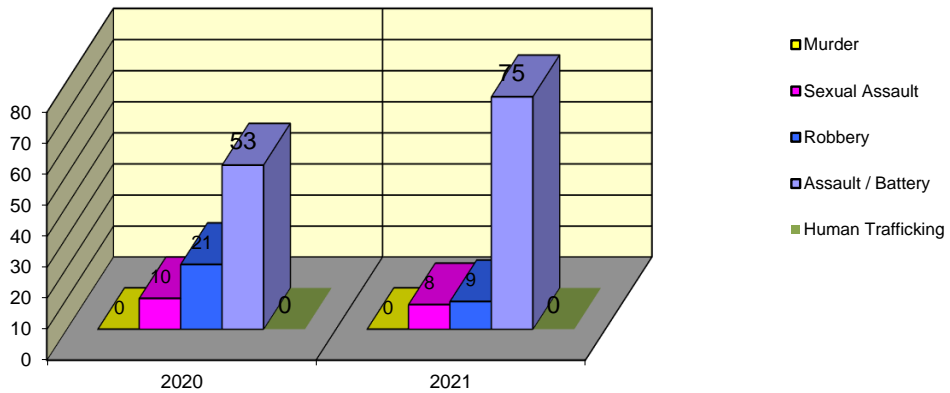
**CITY WIDE
PART I INDEX CRIMES BY OFFENSE HEADING
MONTHLY COMPARISON
MAY**

UCR	OFFENSE HEADING	2020		2021	
	MURDER		0		0
0110	Homicide - First Degree	0		0	
0130	Homicide - Second Degree	0		0	
	SEXUAL ASSAULT		10		8
0260	Sexual Assault - Criminal	8		8	
0261	Sexual Assault - Aggravated	2		0	
0280	Pred Criminal Sexual Assault Of A Child	0		0	
0281	Sexual Assault - With an Object	0		0	
	ROBBERY		21		9
0310	Robbery - Armed	1		2	
0320	Robbery - Criminal	0		0	
0330	Robbery - Aggravated	0		0	
0310	Robbery to Person - Armed	9		2	
0320	Robbery to Person - Criminal	9		2	
0330	Robbery to Person - Aggravated	2		1	
0325	Vehicular Hijacking	0		0	
0326	Vehicular Hijacking - Aggravated	0		2	
	AGG ASSAULT / AGG BATTERY		53		75
0410+	Battery - Aggravated	19		21	
0480	Battery - Heinous	0		0	
0485	Battery to Child - Aggravated	0		1	
0488	Aggravated Domestic Battery	13		19	
0490	Ritual Mutilation	0		0	
0495	Battery to Senior Citizen - Aggravated	0		0	
0522	Assault - Aggravated	21		34	
	BURGLARY		76		73
0610	Burglary	41		28	
0625	Burglary - Residential	31		33	
0650	Home Invasion	4		12	
	THEFT (LARCENY)		233		275
0710	Theft from Motor Vehicle	1		2	
2475	Theft - Parts/Access of Motor Vehicle	16		8	
0760	Burglary - Parts/Access of Motor Vehicle	0		0	
0760	Burglary from Motor Vehicle	41		45	
0770	Vehicular Invasion (W/Intent To Commit Theft)	1		1	
0805	Theft - Lost/Mislaid Property	0		12	
0815	Theft - Over \$500	39		47	
0825	Theft - \$500 and Under	79		78	
0860	Theft - Retail	54		81	
0870	Theft - Pocket Picking	1		0	
0880	Theft - Purse Snatching	0		0	
0890	Theft - From Building	0		0	
0895	Theft - Coin Operated Machine or Device	1		1	
	MOTOR VEHICLE THEFT		31		25
0910	Theft of Motor Vehicle	31		25	
	ARSON		1		0
1010	Arson - Criminal	1		0	
1011	Arson - Residential	0		0	
1025	Arson - Aggravated	0		0	
1035	Criminal Damage (Fire Or Explosives)	0		0	
1311	Criminal Damage (Starts Fire)	0		0	
	HUMAN TRAFFICKING		0		0
1050	Involuntary Sexual Servitude	0		0	
1051	Involuntary Servitude	0		0	
1052	Trafficking for Labor/Recruits	0		0	
1053	Trafficking for Labor/Benefits	0		0	
1531	Promoting Juvenile Prostitution	0		0	
	GRAND TOTAL MONTH		425		465

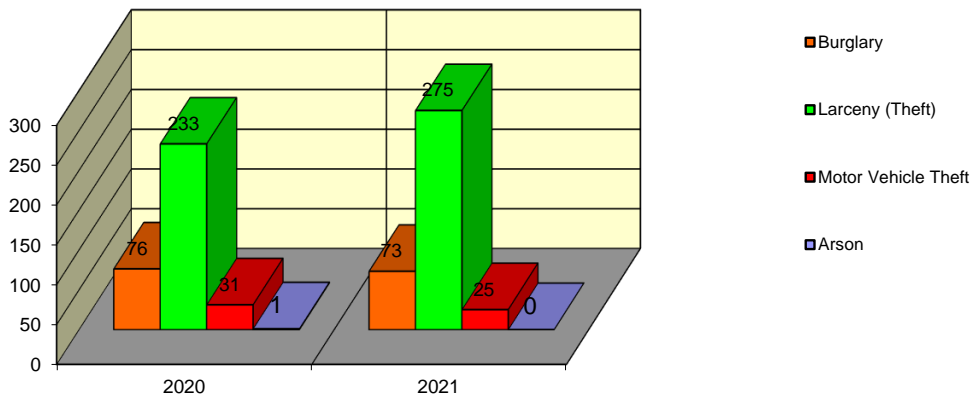
Springfield Police Department Part I Index Crimes - City Wide - May Comparison



Springfield Police Department Crimes Against Persons - City Wide - May Comparison



Springfield Police Department Crimes Against Property - City Wide - May Comparison



**CITY WIDE
PART I INDEX CRIMES BY OFFENSE HEADING
MONTHLY COMPARISON
MAY**

OFFENSE HEADING	2020	2021	CHANGE
Murder	0	0	0
Sexual Assault	10	8	-2
Robbery	21	9	-12
Agg Assault / Agg Battery	53	75	22
Burglary	76	73	-3
Theft (Larceny)	233	275	42
Motor Vehicle Theft	31	25	-6
Arson	1	0	-1
Human Trafficking	0	0	0
GRAND TOTAL MONTH	425	465	9%

A 9% increase in offenses scored for all Part I Index Crimes City Wide during the month of May 2021.

A 10% increase in offenses scored for all Crimes Against Persons City Wide during the month of May 2021.

A 9% increase in offenses scored for all Crimes Against Property City Wide during the month of May 2021.

CRIMES AGAINST PERSONS

OFFENSE HEADING	2020	2021
Murder	0	0
Sexual Assault	10	8
Robbery	21	9
Agg Assault / Agg Battery	53	75
Human Trafficking	0	0
TOTAL	84	92
TOTAL % CHANGE		10%

CRIMES AGAINST PROPERTY

OFFENSE HEADING	2020	2021
Burglary	76	73
Theft (Larceny)	233	275
Motor Vehicle Theft	31	25
Arson	1	0
TOTAL	341	373
TOTAL % CHANGE		9%