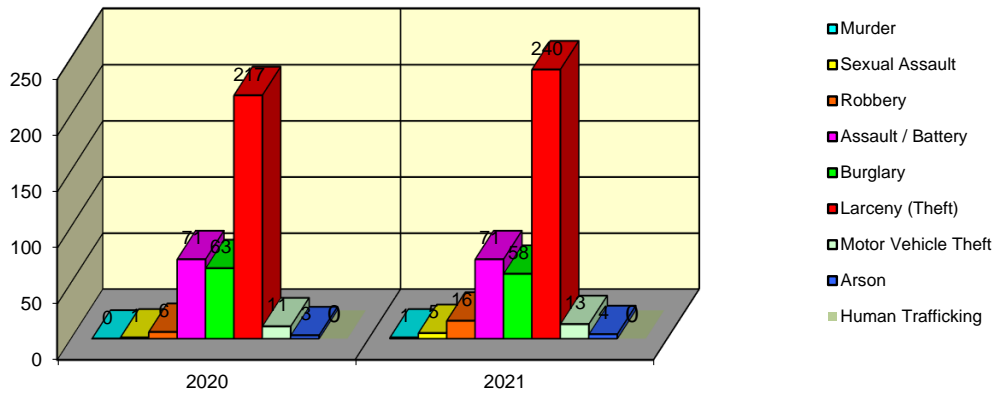


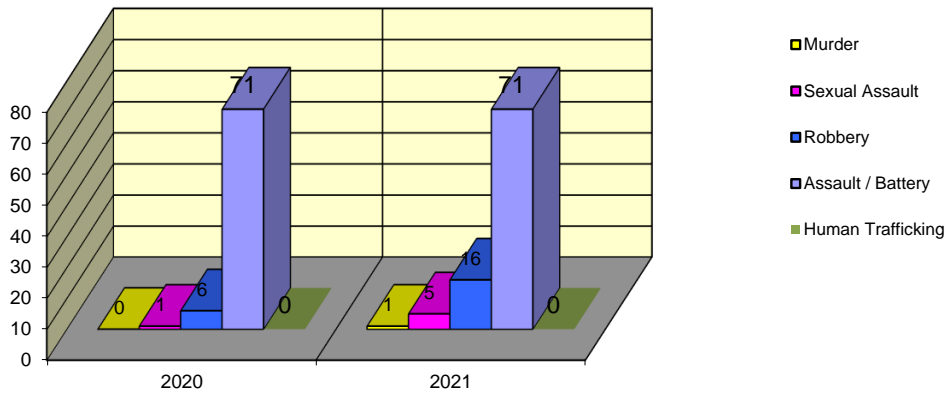
**CITY WIDE
PART I INDEX CRIMES BY OFFENSE HEADING
MONTHLY COMPARISON
APRIL**

UCR	OFFENSE HEADING	2020		2021	
	MURDER		0		1
0110	Homicide - First Degree	0		1	
0130	Homicide - Second Degree	0		0	
	SEXUAL ASSAULT		1		5
0260	Sexual Assault - Criminal	0		3	
0261	Sexual Assault - Aggravated	1		2	
0280	Pred Criminal Sexual Assault Of A Child	0		0	
0281	Sexual Assault - With an Object	0		0	
	ROBBERY		6		16
0310	Robbery - Armed	0		0	
0320	Robbery - Criminal	0		0	
0330	Robbery - Aggravated	0		1	
0310	Robbery to Person - Armed	5		9	
0320	Robbery to Person - Criminal	1		5	
0330	Robbery to Person - Aggravated	0		0	
0325	Vehicular Hijacking	0		0	
0326	Vehicular Hijacking - Aggravated	0		1	
	AGG ASSAULT / AGG BATTERY		71		71
0410+	Battery - Aggravated	20		21	
0480	Battery - Heinous	0		0	
0485	Battery to Child - Aggravated	0		0	
0488	Aggravated Domestic Battery	24		27	
0490	Ritual Mutilation	0		0	
0495	Battery to Senior Citizen - Aggravated	0		0	
0522	Assault - Aggravated	27		23	
	BURGLARY		63		58
0610	Burglary	35		23	
0625	Burglary - Residential	23		28	
0650	Home Invasion	5		7	
	THEFT (LARCENY)		217		240
0710	Theft from Motor Vehicle	0		2	
2475	Theft - Parts/Access of Motor Vehicle	8		9	
0760	Burglary - Parts/Access of Motor Vehicle	2		0	
0760	Burglary from Motor Vehicle	30		45	
0770	Vehicular Invasion (W/Intent To Commit Theft)	0		1	
0805	Theft - Lost/Mislaid Property	0		8	
0815	Theft - Over \$500	35		39	
0825	Theft - \$500 and Under	71		71	
0860	Theft - Retail	71		64	
0870	Theft - Pocket Picking	0		0	
0880	Theft - Purse Snatching	0		0	
0890	Theft - From Building	0		0	
0895	Theft - Coin Operated Machine or Device	0		1	
	MOTOR VEHICLE THEFT		11		13
0910	Theft of Motor Vehicle	11		13	
	ARSON		3		4
1010	Arson - Criminal	1		1	
1011	Arson - Residential	2		1	
1025	Arson - Aggravated	0		1	
1035	Criminal Damage (Fire Or Explosives)	0		0	
1311	Criminal Damage (Starts Fire)	0		1	
	HUMAN TRAFFICKING		0		0
1050	Involuntary Sexual Servitude	0		0	
1051	Involuntary Servitude	0		0	
1052	Trafficking for Labor/Recruits	0		0	
1053	Trafficking for Labor/Benefits	0		0	
1531	Promoting Juvenile Prostitution	0		0	
	GRAND TOTAL MONTH		372		408

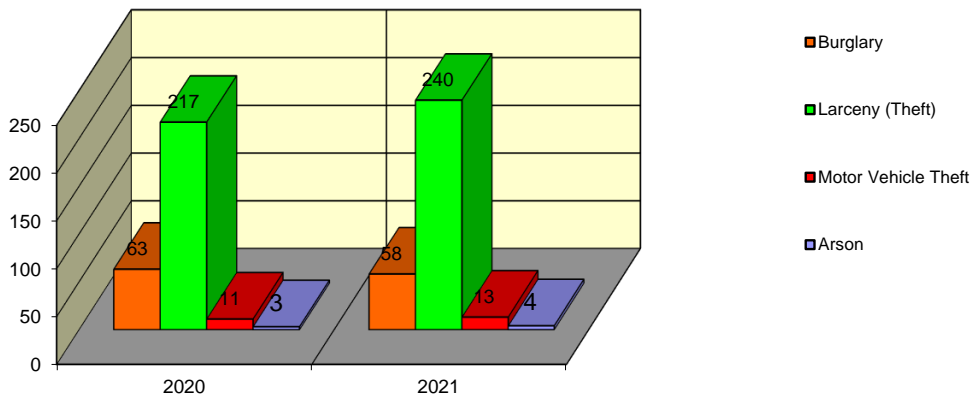
Springfield Police Department Part I Index Crimes - City Wide - Apr Comparison



Springfield Police Department Crimes Against Persons - City Wide - Apr Comparison



Springfield Police Department Crimes Against Property - City Wide - Apr Comparison



**CITY WIDE
PART I INDEX CRIMES BY OFFENSE HEADING
MONTHLY COMPARISON
APRIL**

OFFENSE HEADING	2020	2021	CHANGE
Murder	0	1	1
Sexual Assault	1	5	4
Robbery	6	16	10
Agg Assault / Agg Battery	71	71	0
Burglary	63	58	-5
Theft (Larceny)	217	240	23
Motor Vehicle Theft	11	13	2
Arson	3	4	1
Human Trafficking	0	0	0
GRAND TOTAL MONTH	372	408	10%

A 10% increase in offenses scored for all Part I Index Crimes City Wide during the month of April 2021.

A 19% increase in offenses scored for all Crimes Against Persons City Wide during the month of April 2021.

A 7% increase in offenses scored for all Crimes Against Property City Wide during the month of April 2021.

CRIMES AGAINST PERSONS

OFFENSE HEADING	2020	2021
Murder	0	1
Sexual Assault	1	5
Robbery	6	16
Agg Assault / Agg Battery	71	71
Human Trafficking	0	0
TOTAL	78	93
TOTAL % CHANGE		19%

CRIMES AGAINST PROPERTY

OFFENSE HEADING	2020	2021
Burglary	63	58
Theft (Larceny)	217	240
Motor Vehicle Theft	11	13
Arson	3	4
TOTAL	294	315
TOTAL % CHANGE		7%