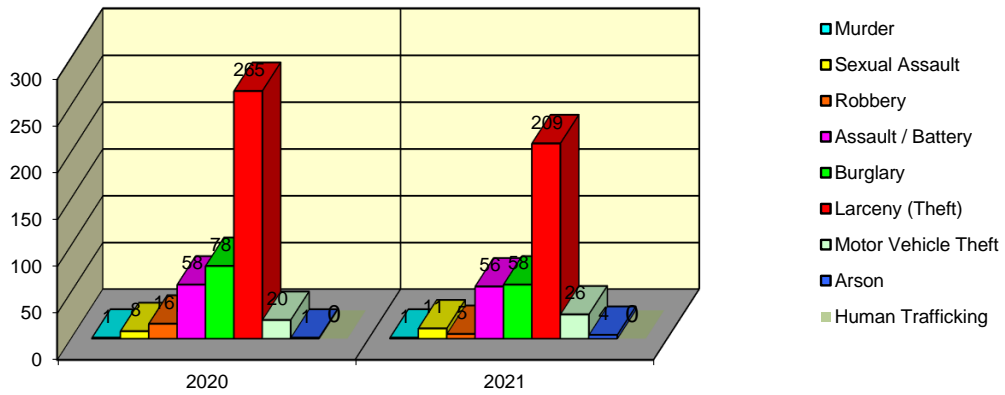


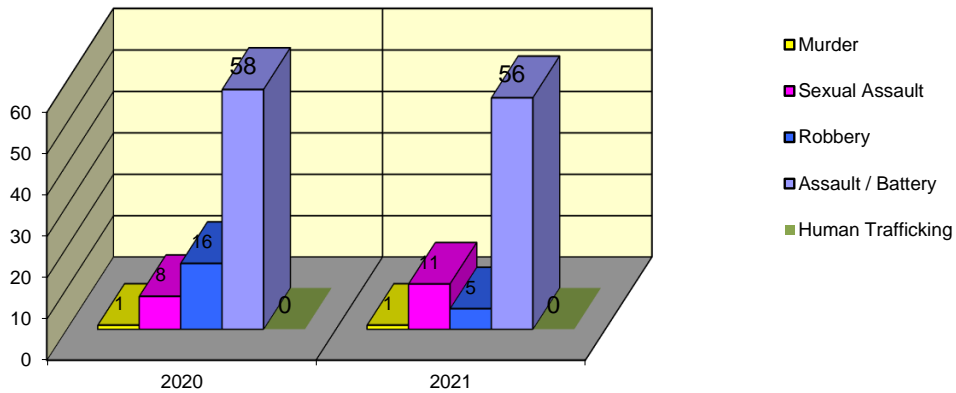
**CITY WIDE  
PART I INDEX CRIMES BY OFFENSE HEADING  
MONTHLY COMPARISON  
MARCH**

UCR	OFFENSE HEADING	2020		2021	
	<b>MURDER</b>		<b>1</b>		<b>1</b>
0110	Homicide - First Degree	1		1	
0130	Homicide - Second Degree	0		0	
	<b>SEXUAL ASSAULT</b>		<b>8</b>		<b>11</b>
0260	Sexual Assault - Criminal	6		8	
0261	Sexual Assault - Aggravated	2		2	
0280	Pred Criminal Sexual Assault Of A Child	0		1	
0281	Sexual Assault - With an Object	0		0	
	<b>ROBBERY</b>		<b>16</b>		<b>5</b>
0310	Robbery - Armed	1		0	
0320	Robbery - Criminal	2		0	
0330	Robbery - Aggravated	1		1	
0310	Robbery to Person - Armed	4		3	
0320	Robbery to Person - Criminal	7		1	
0330	Robbery to Person - Aggravated	1		0	
0325	Vehicular Hijacking	0		0	
0326	Vehicular Hijacking - Aggravated	0		0	
	<b>AGG ASSAULT / AGG BATTERY</b>		<b>58</b>		<b>56</b>
0410+	Battery - Aggravated	15		23	
0480	Battery - Heinous	0		0	
0485	Battery to Child - Aggravated	1		0	
0488	Aggravated Domestic Battery	14		14	
0490	Ritual Mutilation	0		0	
0495	Battery to Senior Citizen - Aggravated	1		0	
0522	Assault - Aggravated	27		19	
	<b>BURGLARY</b>		<b>78</b>		<b>58</b>
0610	Burglary	39		18	
0625	Burglary - Residential	32		34	
0650	Home Invasion	7		6	
	<b>THEFT (LARCENY)</b>		<b>265</b>		<b>209</b>
0710	Theft from Motor Vehicle	1		0	
2475	Theft - Parts/Access of Motor Vehicle	16		9	
0760	Burglary - Parts/Access of Motor Vehicle	0		0	
0760	Burglary from Motor Vehicle	43		18	
0770	Vehicular Invasion (W/Intent To Commit Theft)	0		1	
0805	Theft - Lost/Mislaid Property	0		6	
0815	Theft - Over \$500	32		36	
0825	Theft - \$500 and Under	72		68	
0860	Theft - Retail	98		71	
0870	Theft - Pocket Picking	2		0	
0880	Theft - Purse Snatching	0		0	
0890	Theft - From Building	0		0	
0895	Theft - Coin Operated Machine or Device	1		0	
	<b>MOTOR VEHICLE THEFT</b>		<b>20</b>		<b>26</b>
0910	Theft of Motor Vehicle	20		26	
	<b>ARSON</b>		<b>1</b>		<b>4</b>
1010	Arson - Criminal	0		1	
1011	Arson - Residential	1		2	
1025	Arson - Aggravated	0		1	
1035	Criminal Damage (Fire Or Explosives)	0		0	
1311	Criminal Damage (Starts Fire)	0		0	
	<b>HUMAN TRAFFICKING</b>		<b>0</b>		<b>0</b>
1050	Involuntary Sexual Servitude	0		0	
1051	Involuntary Servitude	0		0	
1052	Trafficking for Labor/Recruits	0		0	
1053	Trafficking for Labor/Benefits	0		0	
1531	Promoting Juvenile Prostitution	0		0	
	<b>GRAND TOTAL MONTH</b>		<b>447</b>		<b>370</b>

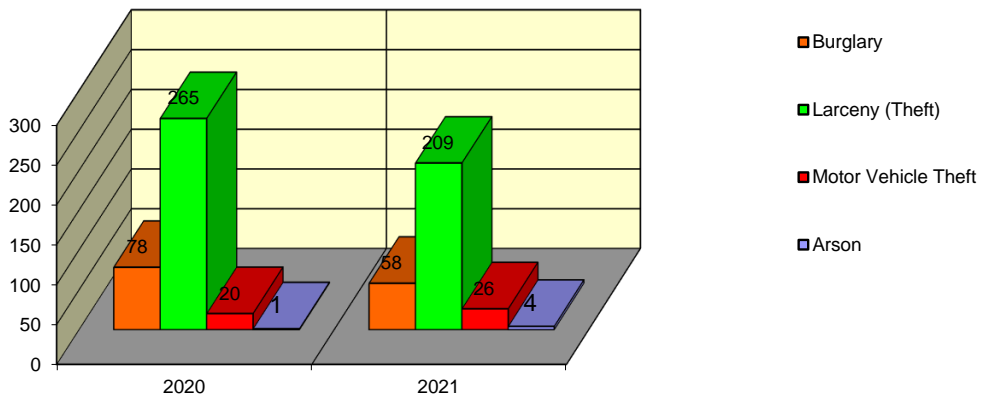
### Springfield Police Department Part I Index Crimes - City Wide - Mar Comparison



### Springfield Police Department Crimes Against Persons - City Wide - Mar Comparison



### Springfield Police Department Crimes Against Property - City Wide - Mar Comparison



**CITY WIDE  
PART I INDEX CRIMES BY OFFENSE HEADING  
MONTHLY COMPARISON  
MARCH**

<b>OFFENSE HEADING</b>	<b>2020</b>	<b>2021</b>	<b>CHANGE</b>
Murder	1	1	0
Sexual Assault	8	11	3
Robbery	16	5	-11
Agg Assault / Agg Battery	58	56	-2
Burglary	78	58	-20
Theft (Larceny)	265	209	-56
Motor Vehicle Theft	20	26	6
Arson	1	4	3
Human Trafficking	0	0	0
<b>GRAND TOTAL MONTH</b>	<b>447</b>	<b>370</b>	<b>-17%</b>

A 17% decrease in offenses scored for all Part I Index Crimes City Wide during the month of March 2021.

A 12% decrease in offenses scored for all Crimes Against Persons City Wide during the month of March 2021.

An 18% decrease in offenses scored for all Crimes Against Property City Wide during the month of March 2021.

**CRIMES AGAINST PERSONS**

<b>OFFENSE HEADING</b>	<b>2020</b>	<b>2021</b>
Murder	1	1
Sexual Assault	8	11
Robbery	16	5
Agg Assault / Agg Battery	58	56
Human Trafficking	0	0
<b>TOTAL</b>	<b>83</b>	<b>73</b>
<b>TOTAL % CHANGE</b>		<b>-12%</b>

**CRIMES AGAINST PROPERTY**

<b>OFFENSE HEADING</b>	<b>2020</b>	<b>2021</b>
Burglary	78	58
Theft (Larceny)	265	209
Motor Vehicle Theft	20	26
Arson	1	4
<b>TOTAL</b>	<b>364</b>	<b>297</b>
<b>TOTAL % CHANGE</b>		<b>-18%</b>