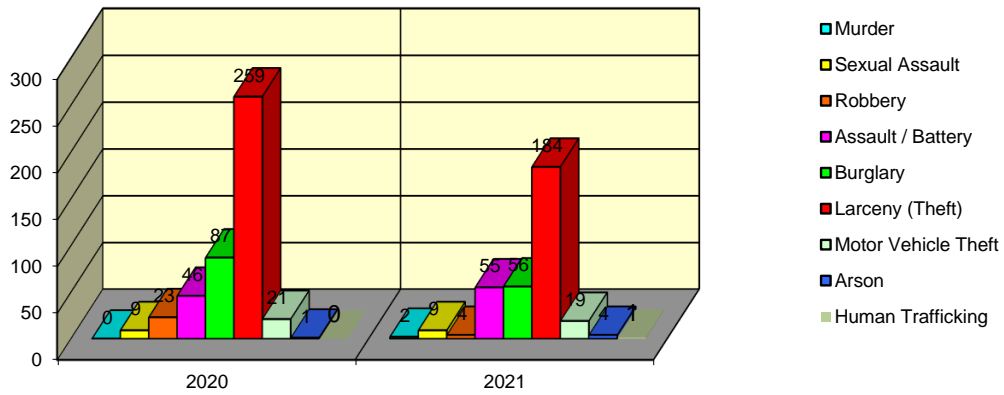


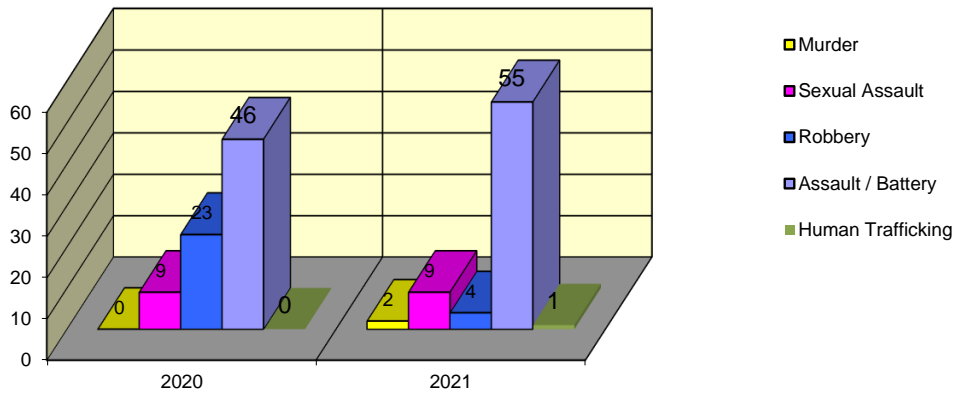
**CITY WIDE
PART I INDEX CRIMES BY OFFENSE HEADING
MONTHLY COMPARISON
FEBRUARY**

UCR	OFFENSE HEADING	2020		2021	
	MURDER		0		2
0110	Homicide - First Degree	0		2	
0130	Homicide - Second Degree	0		0	
	SEXUAL ASSAULT		9		9
0260	Sexual Assault - Criminal	5		4	
0261	Sexual Assault - Aggravated	1		1	
0280	Pred Criminal Sexual Assault Of A Child	3		4	
0281	Sexual Assault - With an Object	0		0	
	ROBBERY		23		4
0310	Robbery - Armed	4		2	
0320	Robbery - Criminal	1		0	
0330	Robbery - Aggravated	1		0	
0310	Robbery to Person - Armed	9		0	
0320	Robbery to Person - Criminal	6		2	
0330	Robbery to Person - Aggravated	2		0	
0325	Vehicular Hijacking	0		0	
0326	Vehicular Hijacking - Aggravated	0		0	
	AGG ASSAULT / AGG BATTERY		46		55
0410+	Battery - Aggravated	16		16	
0480	Battery - Heinous	0		0	
0485	Battery to Child - Aggravated	2		0	
0488	Aggravated Domestic Battery	14		14	
0490	Ritual Mutilation	0		0	
0495	Battery to Senior Citizen - Aggravated	0		1	
0522	Assault - Aggravated	14		24	
	BURGLARY		87		56
0610	Burglary	30		28	
0625	Burglary - Residential	52		24	
0650	Home Invasion	5		4	
	THEFT (LARCENY)		259		184
0710	Theft from Motor Vehicle	1		0	
2475	Theft - Parts/Access of Motor Vehicle	8		6	
0760	Burglary - Parts/Access of Motor Vehicle	0		0	
0760	Burglary from Motor Vehicle	28		26	
0770	Vehicular Invasion (W/Intent To Commit Theft)	1		0	
0805	Theft - Lost/Mislaid Property	0		4	
0815	Theft - Over \$500	38		37	
0825	Theft - \$500 and Under	71		55	
0860	Theft - Retail	111		56	
0870	Theft - Pocket Picking	0		0	
0880	Theft - Purse Snatching	0		0	
0890	Theft - From Building	0		0	
0895	Theft - Coin Operated Machine or Device	1		0	
	MOTOR VEHICLE THEFT		21		19
0910	Theft of Motor Vehicle	21		19	
	ARSON		1		4
1010	Arson - Criminal	1		1	
1011	Arson - Residential	0		1	
1025	Arson - Aggravated	0		2	
1035	Criminal Damage (Fire Or Explosives)	0		0	
1311	Criminal Damage (Starts Fire)	0		0	
	HUMAN TRAFFICKING		0		1
1050	Involuntary Sexual Servitude	0		0	
1051	Involuntary Servitude	0		0	
1052	Trafficking for Labor/Recruits	0		0	
1053	Trafficking for Labor/Benefits	0		0	
1531	Promoting Juvenile Prostitution	0		1	
	GRAND TOTAL MONTH		446		334

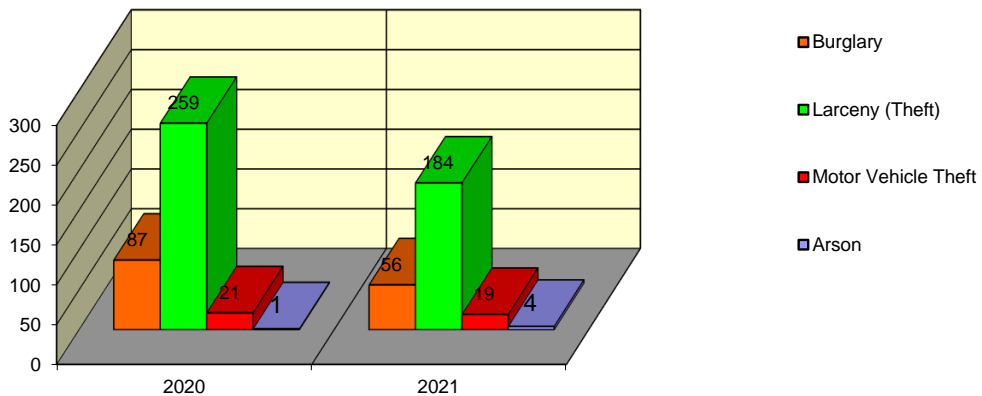
Springfield Police Department Part I Index Crimes - City Wide - Feb Comparison



Springfield Police Department Crimes Against Persons - City Wide - Feb Comparison



Springfield Police Department Crimes Against Property - City Wide - Feb Comparison



**CITY WIDE
PART I INDEX CRIMES BY OFFENSE HEADING
MONTHLY COMPARISON
FEBRUARY**

OFFENSE HEADING	2020	2021	CHANGE
Murder	0	2	2
Sexual Assault	9	9	0
Robbery	23	4	-19
Agg Assault / Agg Battery	46	55	9
Burglary	87	56	-31
Theft (Larceny)	259	184	-75
Motor Vehicle Theft	21	19	-2
Arson	1	4	3
Human Trafficking	0	1	1
GRAND TOTAL MONTH	446	334	-25%

A 25% decrease in offenses scored for all Part I Index Crimes City Wide during the month of February 2021.

A 9% decrease in offenses scored for all Crimes Against Persons City Wide during the month of February 2021.

A 29% decrease in offenses scored for all Crimes Against Property City Wide during the month of February 2021.

CRIMES AGAINST PERSONS

OFFENSE HEADING	2020	2021
Murder	0	2
Sexual Assault	9	9
Robbery	23	4
Agg Assault / Agg Battery	46	55
Human Trafficking	0	1
TOTAL	78	71
TOTAL % CHANGE		-9%

CRIMES AGAINST PROPERTY

OFFENSE HEADING	2020	2021
Burglary	87	56
Theft (Larceny)	259	184
Motor Vehicle Theft	21	19
Arson	1	4
TOTAL	368	263
TOTAL % CHANGE		-29%