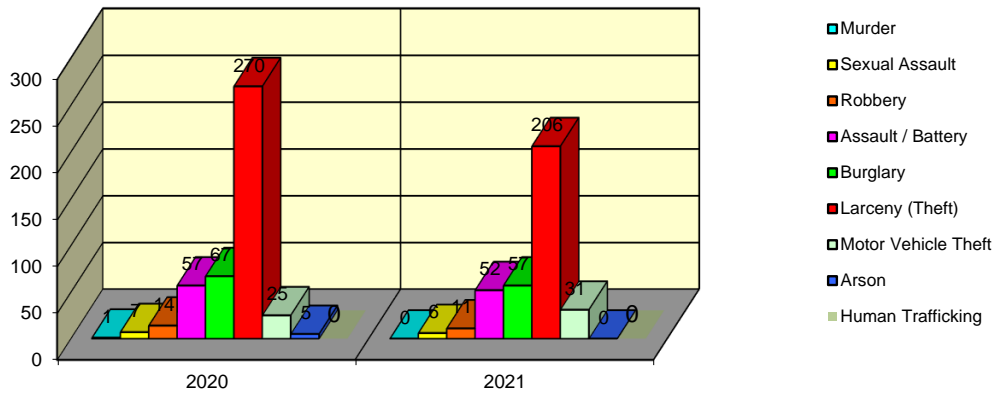


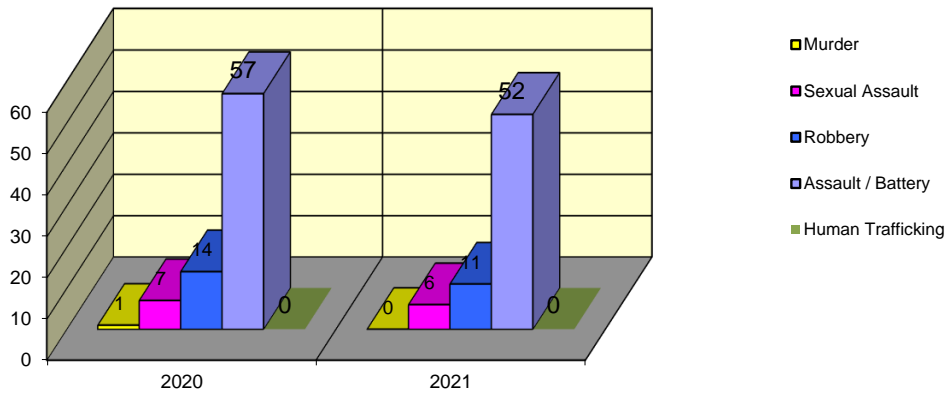
**CITY WIDE  
PART I INDEX CRIMES BY OFFENSE HEADING  
MONTHLY COMPARISON  
JANUARY**

UCR	OFFENSE HEADING	2020		2021	
	<b>MURDER</b>		<b>1</b>		<b>0</b>
0110	Homicide - First Degree	1		0	
0130	Homicide - Second Degree	0		0	
	<b>SEXUAL ASSAULT</b>		<b>7</b>		<b>6</b>
0260	Sexual Assault - Criminal	6		4	
0261	Sexual Assault - Aggravated	0		2	
0280	Pred Criminal Sexual Assault Of A Child	1		0	
0281	Sexual Assault - With an Object	0		0	
	<b>ROBBERY</b>		<b>14</b>		<b>11</b>
0310	Robbery - Armed	4		4	
0320	Robbery - Criminal	0		1	
0330	Robbery - Aggravated	2		0	
0310	Robbery to Person - Armed	5		1	
0320	Robbery to Person - Criminal	3		3	
0330	Robbery to Person - Aggravated	0		2	
0325	Vehicular Hijacking	0		0	
0326	Vehicular Hijacking - Aggravated	0		0	
	<b>AGG ASSAULT / AGG BATTERY</b>		<b>57</b>		<b>52</b>
0410+	Battery - Aggravated	13		23	
0480	Battery - Heinous	0		0	
0485	Battery to Child - Aggravated	0		0	
0488	Aggravated Domestic Battery	27		17	
0490	Ritual Mutilation	0		0	
0495	Battery to Senior Citizen - Aggravated	0		0	
0522	Assault - Aggravated	17		12	
	<b>BURGLARY</b>		<b>67</b>		<b>57</b>
0610	Burglary	36		25	
0625	Burglary - Residential	28		24	
0650	Home Invasion	3		8	
	<b>THEFT (LARCENY)</b>		<b>270</b>		<b>206</b>
0710	Theft from Motor Vehicle	2		1	
2475	Theft - Parts/Access of Motor Vehicle	9		13	
0760	Burglary - Parts/Access of Motor Vehicle	0		0	
0760	Burglary from Motor Vehicle	41		29	
0770	Vehicular Invasion (W/Intent To Commit Theft)	0		0	
0805	Theft - Lost/Mislaid Property	0		2	
0815	Theft - Over \$500	28		31	
0825	Theft - \$500 and Under	65		59	
0860	Theft - Retail	124		71	
0870	Theft - Pocket Picking	1		0	
0880	Theft - Purse Snatching	0		0	
0890	Theft - From Building	0		0	
0895	Theft - Coin Operated Machine or Device	0		0	
	<b>MOTOR VEHICLE THEFT</b>		<b>25</b>		<b>31</b>
0910	Theft of Motor Vehicle	25		31	
	<b>ARSON</b>		<b>5</b>		<b>0</b>
1010	Arson - Criminal	1		0	
1011	Arson - Residential	3		0	
1025	Arson - Aggravated	0		0	
1035	Criminal Damage (Fire Or Explosives)	1		0	
1311	Criminal Damage (Starts Fire)	0		0	
	<b>HUMAN TRAFFICKING</b>		<b>0</b>		<b>0</b>
1050	Involuntary Sexual Servitude	0		0	
1051	Involuntary Servitude	0		0	
1052	Trafficking for Labor/Recruits	0		0	
1053	Trafficking for Labor/Benefits	0		0	
1531	Promoting Juvenile Prostitution	0		0	
	<b>GRAND TOTAL MONTH</b>		<b>446</b>		<b>363</b>

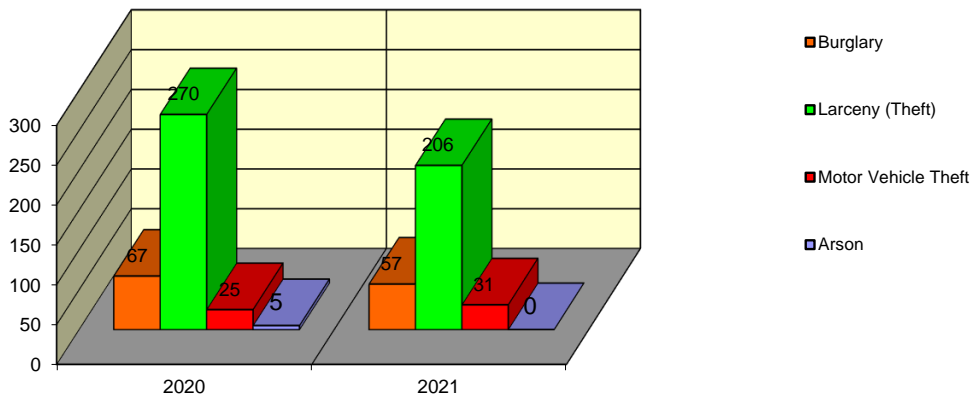
### Springfield Police Department Part I Index Crimes - City Wide - Jan Comparison



### Springfield Police Department Crimes Against Persons - City Wide - Jan Comparison



### Springfield Police Department Crimes Against Property - City Wide - Jan Comparison



**CITY WIDE  
PART I INDEX CRIMES BY OFFENSE HEADING  
MONTHLY COMPARISON  
JANUARY**

OFFENSE HEADING	2020	2021	CHANGE
Murder	1	0	-1
Sexual Assault	7	6	-1
Robbery	14	11	-3
Agg Assault / Agg Battery	57	52	-5
Burglary	67	57	-10
Theft (Larceny)	270	206	-64
Motor Vehicle Theft	25	31	6
Arson	5	0	-5
Human Trafficking	0	0	0
<b>GRAND TOTAL MONTH</b>	<b>446</b>	<b>363</b>	<b>-19%</b>

A 19% decrease in offenses scored for all Part I Index Crimes City Wide during the month of January 2021.

A 13% decrease in offenses scored for all Crimes Against Persons City Wide during the month of January 2021.

A 20% decrease in offenses scored for all Crimes Against Property City Wide during the month of January 2021.

**CRIMES AGAINST PERSONS**

OFFENSE HEADING	2020	2021
Murder	1	0
Sexual Assault	7	6
Robbery	14	11
Agg Assault / Agg Battery	57	52
Human Trafficking	0	0
<b>TOTAL</b>	<b>79</b>	<b>69</b>
<b>TOTAL % CHANGE</b>		<b>-13%</b>

**CRIMES AGAINST PROPERTY**

OFFENSE HEADING	2020	2021
Burglary	67	57
Theft (Larceny)	270	206
Motor Vehicle Theft	25	31
Arson	5	0
<b>TOTAL</b>	<b>367</b>	<b>294</b>
<b>TOTAL % CHANGE</b>		<b>-20%</b>