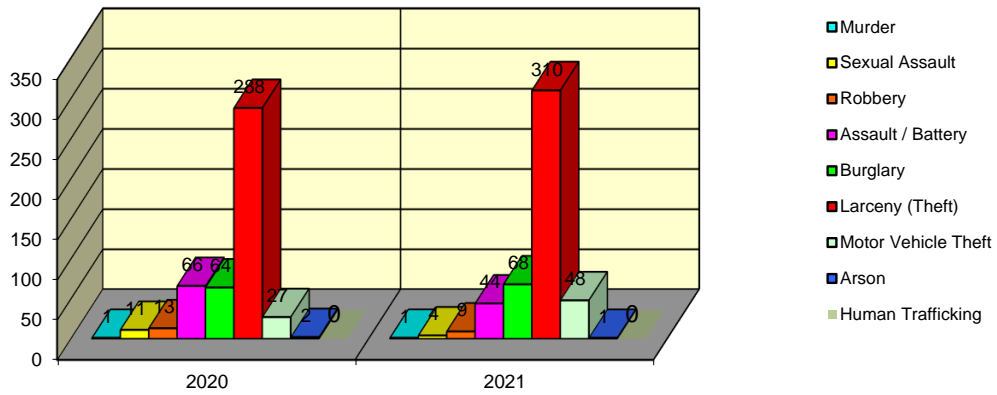


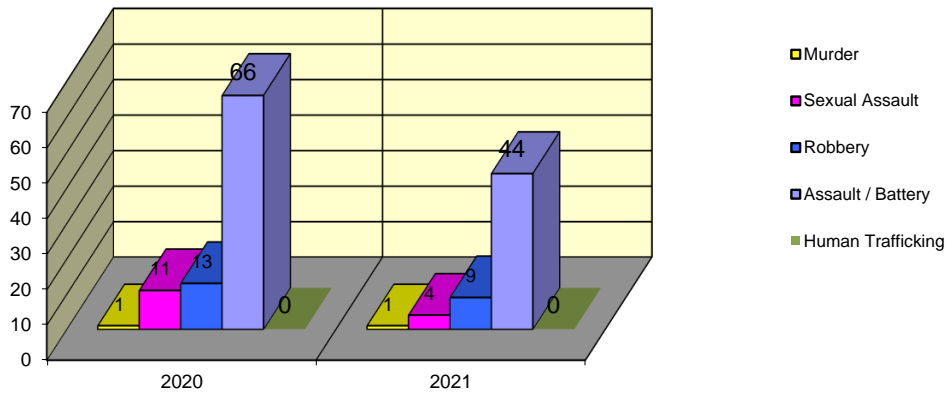
**CITY WIDE
PART I INDEX CRIMES BY OFFENSE HEADING
YEAR-TO-DATE COMPARISON
DECEMBER**

UCR	OFFENSE HEADING	2020		2021	
	MURDER		1		1
0110	Homicide - First Degree	1		1	
0130	Homicide - Second Degree	0		0	
	SEXUAL ASSAULT		11		4
0260+	Sexual Assault - Criminal	9		4	
0261	Sexual Assault - Aggravated	2		0	
0280	Pred Criminal Sexual Assault Of A Child	0		0	
0281	Sexual Assault - With an Object	0		0	
	ROBBERY		13		9
0310	Robbery - Armed	3		1	
0320	Robbery - Criminal	1		0	
0330	Robbery - Aggravated	1		2	
0310	Robbery to Person - Armed	6		2	
0320	Robbery to Person - Criminal	0		4	
0330	Robbery to Person - Aggravated	2		0	
0325	Vehicular Hijacking	0		0	
0326	Vehicular Hijacking - Aggravated	0		0	
	AGG ASSAULT / AGG BATTERY		66		44
0410+	Battery - Aggravated	18		17	
0480	Battery - Heinous	0		0	
0485	Battery to Child - Aggravated	0		0	
0488	Aggravated Domestic Battery	20		14	
0490	Ritual Mutilation	0		0	
0495	Battery to Senior Citizen - Aggravated	1		0	
0522	Assault - Aggravated	27		13	
	BURGLARY		64		68
0610	Burglary	26		31	
0625	Burglary - Residential	36		33	
0650	Home Invasion	2		4	
	THEFT (LARCENY)		288		310
0710	Theft from Motor Vehicle	2		0	
2475	Theft - Parts/Access of Motor Vehicle	12		32	
0760	Burglary - Parts/Access of Motor Vehicle	0		0	
0760	Burglary from Motor Vehicle	77		38	
0770	Vehicular Invasion (W/Intent To Commit Theft)	1		0	
0805	Theft - Lost/Mislaid Property	0		6	
0815	Theft - Over \$500	48		55	
0825	Theft - \$500 and Under	80		87	
0860+	Theft - Retail	67		91	
0870	Theft - Pocket Picking	0		0	
0880	Theft - Purse Snatching	0		0	
0890	Theft - From Building	1		1	
0895	Theft - Coin Operated Machine or Device	0		0	
	MOTOR VEHICLE THEFT		27		48
0910	Theft of Motor Vehicle	27		48	
	ARSON		2		1
1010	Arson - Criminal	2		1	
1011	Arson - Residential	0		0	
1025	Arson - Aggravated	0		0	
1035	Criminal Damage (Fire Or Explosives)	0		0	
1311	Criminal Damage (Starts Fire)	0		0	
	HUMAN TRAFFICKING		0		0
1050	Involuntary Sexual Servitude	0		0	
1051	Involuntary Servitude	0		0	
1052	Trafficking for Labor/Recruits	0		0	
1053	Trafficking for Labor/Benefits	0		0	
1531	Promoting Juvenile Prostitution	0		0	
	GRAND TOTAL MONTH		472		485

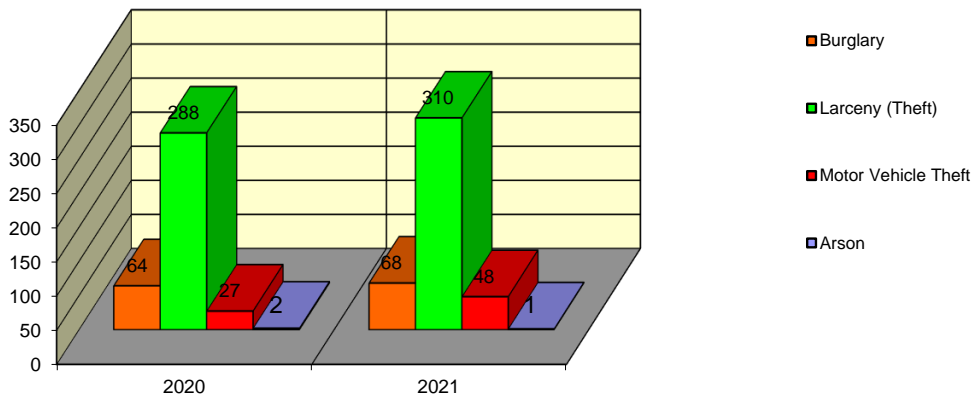
Springfield Police Department Part I Index Crimes - City Wide - Dec Comparison



Springfield Police Department Crimes Against Persons - City Wide - Dec Comparison



Springfield Police Department Crimes Against Property - City Wide - Dec Comparison



**CITY WIDE
PART I INDEX CRIMES BY OFFENSE HEADING
YEAR-TO-DATE COMPARISON
DECEMBER**

OFFENSE HEADING	2020	2021	CHANGE
Murder	1	1	0
Sexual Assault	11	4	-7
Robbery	13	9	-4
Agg Assault / Agg Battery	66	44	-22
Burglary	64	68	4
Theft (Larceny)	288	310	22
Motor Vehicle Theft	27	48	21
Arson	2	1	-1
Human Trafficking	0	0	0
GRAND TOTAL MONTH	472	485	3%

A 3% increase in offenses scored for all Part I Index Crimes City Wide during the months of December 2021.

A 36% decrease in offenses scored for all Crimes Against Persons City Wide during the months of December 2021.

A 12% increase in offenses scored for all Crimes Against Property City Wide during the months of December 2021.

CRIMES AGAINST PERSONS

OFFENSE HEADING	2020	2021
Murder	1	1
Sexual Assault	11	4
Robbery	13	9
Agg Assault / Agg Battery	66	44
Human Trafficking	0	0
TOTAL	91	58
TOTAL % CHANGE		-36%

CRIMES AGAINST PROPERTY

OFFENSE HEADING	2020	2021
Burglary	64	68
Theft (Larceny)	288	310
Motor Vehicle Theft	27	48
Arson	2	1
TOTAL	381	427
TOTAL % CHANGE		12%