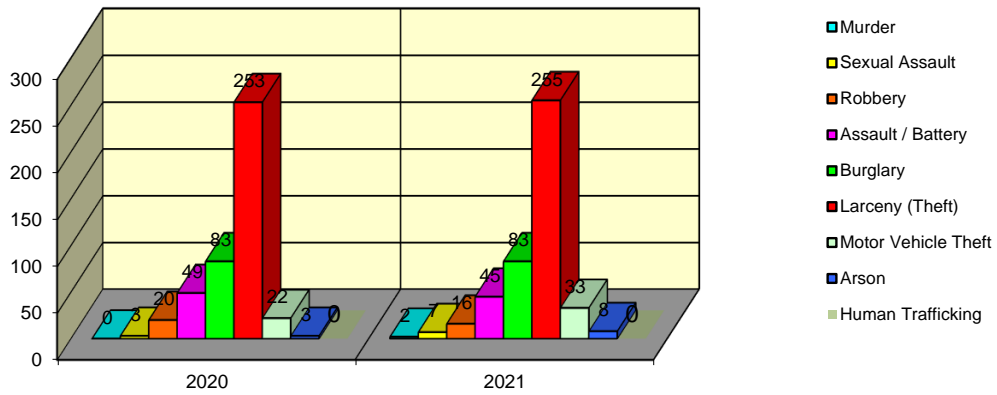


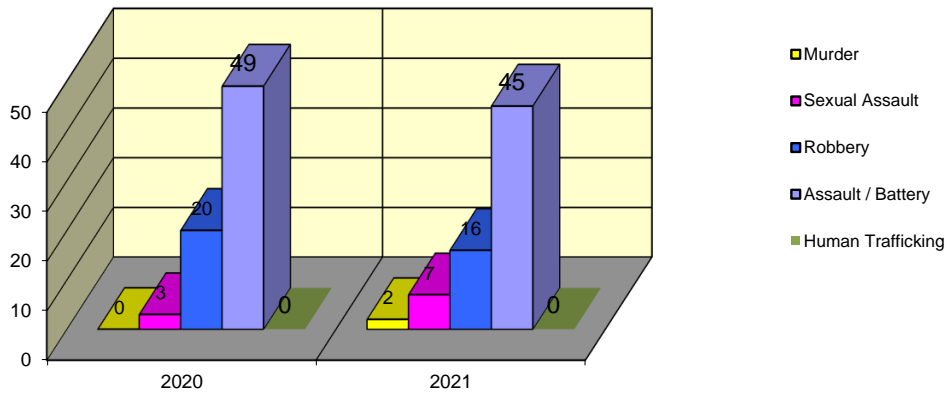
**CITY WIDE
PART I INDEX CRIMES BY OFFENSE HEADING
YEAR-TO-DATE COMPARISON
NOVEMBER**

UCR	OFFENSE HEADING	2020		2021	
	MURDER		0		2
0110	Homicide - First Degree	0		2	
0130	Homicide - Second Degree	0		0	
	SEXUAL ASSAULT		3		7
0260+	Sexual Assault - Criminal	3		6	
0261	Sexual Assault - Aggravated	0		1	
0280	Pred Criminal Sexual Assault Of A Child	0		0	
0281	Sexual Assault - With an Object	0		0	
	ROBBERY		20		16
0310	Robbery - Armed	5		0	
0320	Robbery - Criminal	0		0	
0330	Robbery - Aggravated	0		2	
0310	Robbery to Person - Armed	8		7	
0320	Robbery to Person - Criminal	6		7	
0330	Robbery to Person - Aggravated	1		0	
0325	Vehicular Hijacking	0		0	
0326	Vehicular Hijacking - Aggravated	0		0	
	AGG ASSAULT / AGG BATTERY		49		45
0410+	Battery - Aggravated	19		16	
0480	Battery - Heinous	0		0	
0485	Battery to Child - Aggravated	0		0	
0488	Aggravated Domestic Battery	11		8	
0490	Ritual Mutilation	0		0	
0495	Battery to Senior Citizen - Aggravated	1		1	
0522	Assault - Aggravated	18		20	
	BURGLARY		83		83
0610	Burglary	35		44	
0625	Burglary - Residential	47		35	
0650	Home Invasion	1		4	
	THEFT (LARCENY)		253		255
0710	Theft from Motor Vehicle	1		1	
2475	Theft - Parts/Access of Motor Vehicle	13		11	
0760	Burglary - Parts/Access of Motor Vehicle	0		0	
0760	Burglary from Motor Vehicle	54		38	
0770	Vehicular Invasion (W/Intent To Commit Theft)	0		0	
0805	Theft - Lost/Mislaid Property	0		3	
0815	Theft - Over \$500	33		37	
0825	Theft - \$500 and Under	58		73	
0860+	Theft - Retail	94		92	
0870	Theft - Pocket Picking	0		0	
0880	Theft - Purse Snatching	0		0	
0890	Theft - From Building	0		0	
0895	Theft - Coin Operated Machine or Device	0		0	
	MOTOR VEHICLE THEFT		22		33
0910	Theft of Motor Vehicle	22		33	
	ARSON		3		8
1010	Arson - Criminal	3		1	
1011	Arson - Residential	0		2	
1025	Arson - Aggravated	0		1	
1035	Criminal Damage (Fire Or Explosives)	0		4	
1311	Criminal Damage (Starts Fire)	0		0	
	HUMAN TRAFFICKING		0		0
1050	Involuntary Sexual Servitude	0		0	
1051	Involuntary Servitude	0		0	
1052	Trafficking for Labor/Recruits	0		0	
1053	Trafficking for Labor/Benefits	0		0	
1531	Promoting Juvenile Prostitution	0		0	
	GRAND TOTAL MONTH		433		449

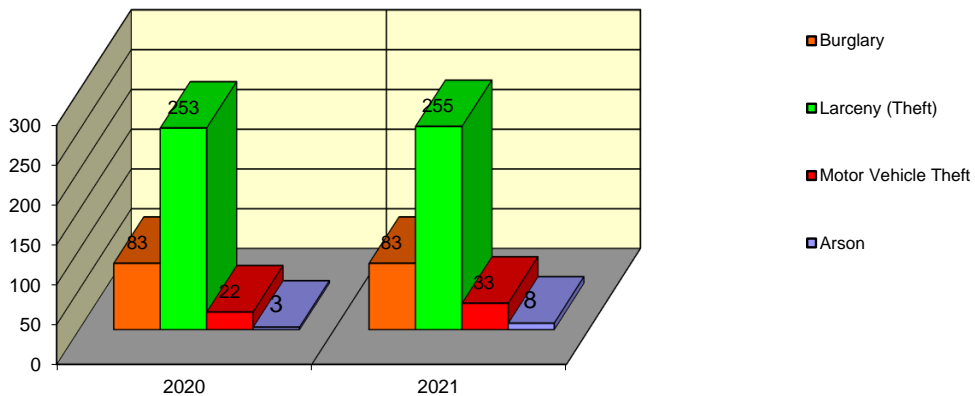
Springfield Police Department Part I Index Crimes - City Wide - Nov Comparison



Springfield Police Department Crimes Against Persons - City Wide - Nov Comparison



Springfield Police Department Crimes Against Property - City Wide - Nov Comparison



**CITY WIDE
PART I INDEX CRIMES BY OFFENSE HEADING
YEAR-TO-DATE COMPARISON
NOVEMBER**

OFFENSE HEADING	2020	2021	CHANGE
Murder	0	2	2
Sexual Assault	3	7	4
Robbery	20	16	-4
Agg Assault / Agg Battery	49	45	-4
Burglary	83	83	0
Theft (Larceny)	253	255	2
Motor Vehicle Theft	22	33	11
Arson	3	8	5
Human Trafficking	0	0	0
GRAND TOTAL MONTH	433	449	4%

A 4% increase in offenses scored for all Part I Index Crimes City Wide during the months of November 2021.

A 3% decrease in offenses scored for all Crimes Against Persons City Wide during the months of November 2021.

A 5% increase in offenses scored for all Crimes Against Property City Wide during the months of November 2021.

CRIMES AGAINST PERSONS

OFFENSE HEADING	2020	2021
Murder	0	2
Sexual Assault	3	7
Robbery	20	16
Agg Assault / Agg Battery	49	45
Human Trafficking	0	0
TOTAL	72	70
TOTAL % CHANGE		-3%

CRIMES AGAINST PROPERTY

OFFENSE HEADING	2020	2021
Burglary	83	83
Theft (Larceny)	253	255
Motor Vehicle Theft	22	33
Arson	3	8
TOTAL	361	379
TOTAL % CHANGE		5%